



The Missouri Fox Trotting Horse Breed Association

Breed Registry of the Missouri Fox Trotting Horse Est. 1948

Dear MFTHBA Member,

WELCOME TO THE WONDERFUL WORLD OF THE MISSOURI FOX TROTTER!

You are one of several thousand members enjoying our remarkable horses, and whether you are a long-time member, new to the breed, or somewhere in between, Welcome!

This is an exciting time in our Association as we are advancing the scope of our member representation to include ten geographic regions to serve the interests of the MFTHBA membership both here on the North American Continent and Overseas. Our Affiliates play an important role in the enjoyment and promotion of our Missouri Fox Trotters, and the addition of region support will be beneficial to the continued growth of our breed.

You can log on to the MFTHBA website at www.mfthba.com to find up-to-date news and information about programs and member services, plus accessing articles from The Journal online for information from the Association magazine. And, if we can be of assistance in any way, contact us at any of the e-mail addresses or phone numbers listed in this handbook.

Your commitment to the Missouri Fox Trotting horse, its welfare, promotion and exhibition, will be rewarded by the pride and enjoyment you receive in working with these horses. Whatever your passion, whether it is breeding, the show ring, trail, competition or pleasure riding, the Missouri Fox Trotter will provide a versatile, willing partner and will do it with style. Proclaim your preference for the breed with a MFTHBA window decal!

Thank you for joining with others who appreciate the special qualities of this great breed. As we enter our 71st year as an association, it is time to renew our efforts to gain for these horses the recognition they so richly deserve. Support your local affiliates, participate in the local, state and regional shows, demonstrations and trail rides, and plan to come to Ava for the Spring Show in June or the Celebration held in September.

Sincerely,

Board of Directors

Missouri Fox Trotting Horse Breed Association

Highway 5 – Ava, Missouri 65608, PO Box 1027

(417) 683-2468 – Fax (417) 683-6144 – e-mail: foxtrot@mfthba.com – website: www.mfthba.com

Revised 1/1/20

TABLE OF CONTENTS

History of the MFTHBA and the Missouri Fox Trotting Horse.....	5
MFTHBA Mission Statement	5
MFTHBA Code of Conduct.....	6
Listing of Important Dates.....	7
Member Services Fee Schedule.....	8
MFTHBA Articles of Incorporation.....	9
MFTHBA By-Laws.....	11
Regional Representation Implementation Policy.....	19

100 - General Rules, Regulations and Standards

STANDARDS

Section 1. Conformation.....	21
Section 2. Fox Trot.....	21
Section 3. Flat Foot Walk.....	21
Section 4. Canter.....	22
Section 5. Overview.....	22

ELECTIONS

Section 1. Annual or Special Elections and Ballot Initiatives.....	22
Section 2. Nominations for Officer and Director Positions.....	22
Section 3. Eligibility to vote.....	23
Section 4. Procedural Handling.....	23
Section 5. Vacancies.....	24

COMMITTEES, MEDIATORS & DISCIPLINARY HEARINGS BOARD

Section 1. Committees.....	24
Section 2. Mediators & Disciplinary Hearings Board.....	25

GENERAL VIOLATIONS & PENALTIES

Section 1. Rules Violations.....	26
Section 2. Failure of Members to Comply with rules.....	27
Section 3. Rule Infraction and Violation Penalties.....	28
Section 4. Delinquent Accounts.....	30
Section 5. Ultimate Authority & Responsibility.....	30
Section 6. Liability of Directors.....	31

200 - Rules and Regulations of Registration

Section 1. Official Registration Records.....	32
Section 2. Eligibility of Recorded Horses.....	33
Section 3. Types of Registration.....	35
Section 4. Artificial Insemination & Embryo Transfer.....	36
Section 5. Color Guide.....	37
Section 6. Transfer of Ownership.....	39
Section 7. Registry Liability Disclaimer.....	40
Section 8. Fee Schedule Members & Non-Members.....	41
Section 9. Missouri Fox Trotting Pony Registry.....	42

300 - Rules for Membership

Section 1. Membership Categories and Eligibility.....	44
Section 2. Membership Responsibilities.....	45
Section 3. Proprietary Information.....	45

Section 4. Affiliated Organizations.....	45
A. Missouri Fox Trotting Horse Breed Youth Association.....	45
B. MFTHBA Affiliates.....	47
400 - Meetings & Board of Directors Procedures	
Section 1. Meetings.....	48
Section 2. Board of Directors Procedures.....	49
A. Rule Adoption Changes & Revocations.....	49
B. Standard of Conduct.....	49
C. Executive Session.....	50
D. Workshop Session.....	50
500 - General Rules for Judges & Ring Personnel	
Section 1. Judges Requirements.....	51
Section 2. Judges Responsibilities.....	52
Section 3. Ring Personnel Duties & Responsibilities.....	55
600 - Horse Protection Act Policies	
Section 1. HIO Responsibilities.....	56
Section 2. The DQP Program.....	57
Section 3. Horse Inspections.....	61
Section 4. Scar Rule.....	62
Section 5. HPA Violations.....	63
Section 6. Mandatory Penalties for Violations.....	64
Section 7. Violations of Rules during Suspension.....	64
700 - Show Rules, Policies & Procedures	
<u>GENERAL</u>	
Section 1. Show Management Policies.....	66
A. Show Management Officials, Employees & Sub-contractors...	66
B. Duties of Show Management and Show Officials.....	66
C. Show Approval.....	66
Section 2. Exhibitor Procedures & Policies.....	67
A. Liability Disclaimer.....	67
B. Exhibitor Policies.....	67
C. Exhibitor Status (Professional/Amateur/Youth/Novice).....	67
D. Misrepresentation of Status.....	68
Section 3. Tack and Equipment.....	68
Section 4. Horse Show & Show Ring Procedures & Policies.....	69
A. Exhibition Protocol & Dress Code.....	69
B. Show Ring Procedures & Policies.....	70
C. General Show Ring & Judging Procedures.....	71
D. Special Show Ring & Judging Procedures.....	71
E. Exhibitor Conduct - Discouraged or Disallowed.....	72
F. Division Designations.....	73
1. Open.....	73
2. Open Amateur.....	74
3. Amateur Owned.....	74
4. Amateur Owned & Trained.....	74
5. Youth.....	75
G. Additional Amateur and Youth Descriptions.....	75
1. Limited Exhibitor.....	75

2. Novice.....	76
H. Other Class Designations	76
1. Pony Classes.....	76
2. Out Of State.....	76
3. Specialty.....	76
4. Senior Citizens.....	76
5. Show Pleasure Trail 2-Gait.....	76
6. English Pleasure 2-Gait.....	77
7. Western Pleasure 2-Gait.....	77
8. Country Pleasure 2-Gait.....	77
I. General Judging Standards - Performance & Model.....	78
J. Ladies Sidesaddle Class.....	80
K. Three Year Old Futurity Regulations.....	81
L. Show Protests.....	83
<u>VERSATILITY COMPETITION</u>	
Section 1. Versatility Show Policies & Procedures.....	84
Section 2. Judging Standards.....	86
Section 3. Equitation/Horsemanship.....	87
Section 4. Lameness.....	89
Section 5. Versatility Equipment & Attire.....	89
Section 6. Western Pleasure.....	96
Section 7. English Pleasure.....	97
Section 8. Showmanship at Halter.....	98
Section 9. Western Horsemanship.....	102
Section 10. Western Trail Class.....	105
Section 11. In-Hand Trail.....	111
Section 12. Reining.....	114
Section 13. Western Riding.....	121
Section 14. Versatility Ranch Cutting.....	123
Section 15. Hunter Hack/Hunter over Fences.....	125
Section 16. Pleasure Driving.....	128
Section 17. Barrel Racing.....	129
Section 18. Stake Race.....	130
Section 19. Pole Bending.....	132
<u>RANCH HORSE COMPETITION</u>	
Section 1. Ranch Horse Show Policies & Procedures.....	134
Section 2. Judging Considerations.....	135
Section 3. Scoring - Computing Points.....	136
Section 4. Equipment & Attire.....	136
Section 5. Ranch Horse Conformation.....	137
Section 6. Ranch Pleasure.....	137
Section 7. Ranch Versatility.....	138
Section 8. Working Cow Horse.....	141
Section 9. Ranch Roping.....	143
Section 10. Ranch Cutting.....	144

The Missouri Fox Trotting Horse

The Missouri Fox Trotting Horse is known best for the comfort it affords its rider. Loved as a trail horse, the majority of registered Missouri Fox Trotters are owned by people who use them for trail riding, competition, endurance, and pleasure riding. Acclaimed as a show horse, the Missouri Fox Trotting Horse is also recognized for its beauty and style in the show ring. Used by hunters and forest rangers for its endurance and surefootedness in rugged terrain, by ranchers for its versatility and intelligence, and on Hollywood movie sets for its gentle nature, the breed has quickly earned its reputation as a horse for all situations.

The Missouri Fox Trotting Horse has three natural gaits: an easy-going flat foot walk, the smooth and comfortable fox trot characteristic of its name, and a relaxed and free-flowing canter. No special shoeing or training is required for these horses to perform their gaits, and their good dispositions and willing attitudes are among their many desirable characteristics, making them one of the most versatile and loved of horse breeds within the equine registries.

Developed from horses in the Missouri Ozarks, the breed is characterized by a gentle demeanor and its signature gait, the fluid, diagonal 4-beat fox trot. Bloodlines can be traced from the horses of early settlers coming to the Ozarks from neighboring states of Kentucky, Illinois, Tennessee and Arkansas. Their horses were depended upon for their surefootedness in this mountainous region and their ability to do whatever was needed around the homestead ranging from plowing, hauling logs and working cattle, while at the same time being able to double as a stylish buggy horse or riding horse for the family. Whatever the need, this using horse proved capable and adaptable, later becoming known as the Missouri Fox Trotter.

By 1948 a breed association was formed for this talented horse for the purpose of maintaining an accurate stud book for the breed. In 1958 the Missouri Fox Trotting Horse Breed Association located in Ava, Missouri was reorganized and reincorporated as a stock company. In 1973 the corporation was changed from a stock company to a membership organization. The Association had kept its registry open for qualifying stock until 1983. After that time, horses approved for registration had to have both parents permanently registered in the MFTHBA, effectively becoming a “closed book” registry.

In 2002, the Missouri Legislature recognized the Missouri Fox Trotting Horse as the official state horse, and while we are extremely proud of this honor, the Missouri Fox Trotter is at home in all 50 states, Canada, Europe, the Middle East, and beyond.

Surefooted in mountainous terrain, gentle in temperament, and smooth of gait for the comfort of both horse and rider, the Missouri Fox Trotting Horse Breed’s motto today is “To Ride One Is To Own One.”

MISSION STATEMENT

The Missouri Fox Trotting Horse Breed Association exists to record and preserve the integrity of the breed registry.

It will be the mission of MFTHBA to promote the horse through membership participation in expositions, fairs, horse shows, trail rides and other venues; provide beneficial services for members to enhance and encourage ownership of Missouri Fox Trotters; and generate growth of the breed through marketing, promotion, advertising and publicity of the Missouri Fox Trotting horse.

FOREWORD

This handbook represents Restated Articles of Incorporation, Corporation Bylaws, and Rules under which the MFTHBA, its Affiliates and membership function and are held accountable.

MFTHBA Code of Conduct

As the welfare of our horses and the reputation of our breed are of paramount importance to the officers, directors and general membership of the Missouri Fox Trotting Horse Breed Association, we are committed to high standards of propriety in both the promotion of this horse and of membership conduct. Whether as an exhibitor, owner, trainer, breeder, agent, employee, officer, director, show official, judge, vendor or spectator, members and non-members alike who participate in any MFTHBA activity or event governed by MFTHBA rules shall be governed by the following:

- **Respect and adhere to the standards of the Missouri Fox Trotting Horse Breed Association, its goals and objectives.**
- **Support the welfare of the MFT horse, and act to ensure that every MFT horse shall be treated humanely and with dignity, respect and compassion.**
- **Act in an ethical manner, reflecting self-discipline, sportsmanship, honesty and integrity.**
- **Conduct business in an open and forthright manner, acting with integrity, sincerity and honesty.**
- **Deal with each other and the public in such a way as to instill confidence in our Association and its membership.**
- **Promote a positive image of the MFT horse industry by encouraging and supporting honorable and effective management of Association business.**

Policy Statement: Welfare of the Missouri Fox Trotting Horse

As the Missouri Fox Trotting Horse is the basis for our organization, MFTHBA is committed to the following:

- **The welfare of the horse is of primary consideration in all MFTHBA activities. Every Missouri Fox Trotter shall be treated with dignity, respect and compassion, and shall not be subjected to cruel or abusive actions.**
- **Missouri Fox Trotter breeders, owners, trainers and exhibitors are continually responsible for the wellbeing and humane treatment of any horse entrusted to their care.**
- **To enhance the humane standards under which Missouri Fox Trotters are exhibited at performance events, rules and regulations governing these events are published by the Missouri Fox Trotting Horse Breed Association and are to be observed by all taking part in these events.**

MFTHBA Listing of Important Dates

NOTICE: Following publication of the 2008 Handbook, all subsequent changes to rules are effective on the following January 1, with the exception of those affecting legal or safety issues.

Service Payment Dates:

	<u>Due</u>	<u>Delinquent</u>
Membership Renewals:	January 1 st	February 1 st
Utility Surcharge for Stalls:	March 31 st	April 1 st
Celebration Catalog Ads:	December 15 th	
Journal Ads:	Fifth of preceding month	
Fox Trot Service Net – Annual:	December 1 st	
Camper Reservations – Ava Spring Show:	April 30 th (any remaining spaces will be filled	
– Ava Celebration:	June 30 th on a first come first served basis)	

Report Dates:

Stallion Breeding Report:	January 15 th	February 1 st
Affiliate Annual Report	March 1 st	

Judges:

Judges Card Renewal:	By December 31 st of appropriate year
----------------------	--

Nomination Timeframes:

Annual Election - Candidates Nomination:	July 1 st – August 1 st	
Hall of Fame Nomination:	July 1 st	
Three-Year Old Futurity (Performance):	October 31 st	Nov. 1 st (penalties begin)
Final date for nominations	May 31 st	

Special Events Timetables:

Three Year Old Futurity & Spring Show, Ava:	June – 2 nd Week
Annual Show & Celebration, Ava:	September-Starts Labor Day Weekend
Eligible to Receive Ballots:	Current Memberships as of July 1 st , see Election Rules
Annual Election – Ballots:	Mailed on or before August 15 th
Annual Election – Results Announced:	October, Annual Meeting
Annual Membership Meeting:	October

Youth:

Youth Royalty Applications:	April 1 st
Scholarship Applications:	April 1 st
Election of Youth Officers	Celebration Week – September

Age Calculations:

Age for MFTHBA Members Determined:	As of January 1 st of current year
Age for Horses Determined:	Weanling during year foaled;
	Yearling as of January 1 of following year;
	Each January 1 st advance age by one year.
	Exception, for <u>Show Purposes Only</u> , foals born
	September 1 st through December 31 st are considered
	as being foaled the following year.

MFTHBA FEE SCHEDULE		Members	Non-Members
A. <u>Memberships</u>			
Lifetime Membership		\$500.00	
Annual Membership:			
Individual		40.00	
Corporate		50.00	
Junior		30.00	
Youth (MFTHBYA)		15.00	
Membership card replacement		10.00	
Amateur Card		10.00	
Professional Card		20.00	
Rush Fee - For priority handling of any services or orders		25.00	
B. <u>Registrations</u>			
<u>MFTHBA:</u>			
Registration, colt or filly, birth through 6 months		20.00	60.00
7 months through 12 months		24.00	64.00
13 months through 17 months, \$10 per month			
late fee added to 7-12 month registration fee			
18 months or older will require registration fee			
equal to that for a mare, stallion or gelding			
Mare registration			
Stallion registration		100.00	140.00
Gelding registration		200.00	240.00
AI Conceived Foal Registration		65.00	105.00
ET Conceived Foal Registration		25.00	65.00
<u>MFTPR:</u>			
Registration Tentative or Tentative to Permanent		20.00	60.00
Registration Permanent		50.00	90.00
Inspection Under Saddle, Inspection Fee		Free	
AI Conceived Foal Registration - Tentative/Tentative to Permanent		25.00	65.00
AI Conceived Foal Registration – Permanent		25.00	65.00
ET Conceived Foal Registration - Tentative/ Tentative to Permanent			
ET Conceived Foal Registration – Permanent			
C. <u>Registration Services</u>			
Registration Upgrade to Gold Papers		10.00	50.00
(for animals previously registered)			
Re-issue of damaged Registration Certificate		10.00	50.00
Duplicate Registration Certificate, with affidavit (lost)		20.00	60.00
Markings Change, with affidavit & photos		20.00	60.00
Pedigree Change, with affidavit		20.00	60.00
Color Change, with affidavit and photos		10.00	50.00
Name Change, with affidavit		50.00	90.00
Recording Fee, breeding stallions born 2006 or after		100.00	140.00
Late Stallion Breeding Report fee (per month up to \$60 max)		5.00	
D. <u>Transfers</u>			
Transfer of Ownership-Registration Certificate		20.00	60.00
Transfer of Barn Stall		25.00	65.00
Transfer of Box Seat		25.00	65.00
E. <u>Artificial Insemination, Embryo Transfer Breeding Permits & DNA Typing</u>			
AI-ET Stallion permit – Non-transferable			
AI Mare Permit – Non-transferable		100.00	140.00
ET Mare Permit – Non-transferable		50.00	90.00
DNA Typing – includes kit and processing cost		50.00	90.00
F. <u>Miscellaneous Services</u>			
Affiliate Application		100.00	

Restated Articles of Incorporation of the Missouri Fox Trotting Horse Breed Association, Inc.

Article I

Name, Place of Business, Duration, No Stock, Corporate Seal

Section 1. Name

The name of the corporation shall be the Missouri Fox Trotting Horse Breed Association, Inc. (MFTHBA). The corporation shall at all times be operated and conducted as a mutual benefit, nonprofit association in accordance with the laws of the State of Missouri, which provide for such organization, and by which the corporation shall acquire all such rights as granted to associations of this kind.

Section 2. Place of Business

The corporation shall have and continuously maintain in the State of Missouri a registered office and a registered agent whose office is identical with such registered office. The registered agent is Melvin Snethern and the registered office is 1 mile N of Ava on Hwy 5, P. O. Box 1027, Ava, Missouri 65608.

Section 3. Duration

The duration of the corporation shall be perpetual.

Section 4. No Stock to be issued

There shall be no capital stock, and in lieu of stock certificates, written evidence of membership shall be issued to each member.

Section 5. Corporate Seal

The seal of MFTHBA shall be in the charge of the Secretary-Treasurer and shall be in the form impressed hereon immediately below:



Article II

Section 1. Purpose

The purposes of the corporation are:

- A. To maintain registry records by collecting, recording and preserving the pedigrees of the Missouri Fox Trotting Horse, along with the breed's history;
- B. To develop and perpetuate suitable and proper standards for the Missouri Fox Trotting Horse while maintaining the integrity of the breed;
- C. To promote the improvement, use, exhibition and enjoyment of the Missouri Fox Trotting Horse; together with all other matters necessary to further the interests of the breed. In furtherance of the foregoing purposes, the MFTHBA shall have and may exercise all of the rights and powers given to nonprofit corporations under the Missouri Nonprofit Corporation Act.

Article III

Board of Directors

Section 1. Board of Directors

The affairs, business and property of the corporation shall be managed and controlled by its Board of Directors consistent with Missouri Nonprofit Corporation Act and bylaws of the corporation. The Board of Directors shall consist of officers and directors elected by the membership as set forth in the bylaws of the corporation.

Article IV

Members

Section 1. Members

Members of the MFTHBA shall be admitted, retained, disciplined and expelled in accordance with bylaws, rules, policies and procedures of the corporation. In all matters governed by the vote of the members, each eligible member in good standing shall be entitled to one vote.

Article V

Dissolution

Section 1. Dissolution

If the corporation should authorize voluntary dissolution, Articles of Dissolution must be filed with the Secretary of State. Upon dissolution or final liquidation of the corporation, after payment or provision for payment of all of the liabilities of the corporation, the remaining assets of the corporation shall be distributed as follows: The Board of Directors shall dispose of all assets of the corporation to such organizations that are organized and operated exclusively for charitable, educational or scientific purposes that shall, at the time, qualify as an exempt organization under the Internal Revenue Service code. All other termination procedures shall be followed according to the law.

Article VI

Indemnification

Section 1. Indemnification

MFTHBA shall indemnify and hold harmless any officer, director, employee and MFTHBA representative their personal representatives and heirs, against reasonable legal expense, judgments and expense of settlement that MFTHBA previously approved, actually and reasonable incurred in connection with an actual or threatened legal proceeding, if such person acted legally, in good faith, and was duly authorized to act on behalf of MFTHBA in the transaction from which legal liability arose, which was official MFTHBA business, except in relation to matters as to which he shall have been guilty of negligence or misconduct in respect of the matter in which indemnity is sought. To preserve this right of indemnity, such person shall immediately notify MFTHBA of such actual or threatened litigation, whereupon MFTHBA shall have the right to direct defense thereof, including, but not limited to, selection of counsel, and direction of settlement negotiations, with the privilege of consent to the selection of counsel to be allowed the indemnified which consent will not be unreasonably withheld.

Article VII

Amendments of Articles

Section 1. Amendments of Articles

Any amendment, restatement or other alteration of these Restated Articles of Incorporation adopted in accordance with the procedures and other provisions set forth in the Missouri Nonprofit Corporation Act shall thereafter be submitted to the members of the corporation for approval by means of a mail ballot and shall not be effective unless approved by at least two-thirds of the votes cast.

~~~~~

## **Bylaws of the Missouri Fox Trotting Horse Breed Association, Inc. (MFTHBA)**

### **ARTICLE I**

#### **Section 1. Offices.**

- A. Principal Office. The corporation shall have and continuously maintain in the State of Missouri a registered office and a registered agent whose office is identical with such registered office. The registered agent is Jeffrey L. Shields, the duly elected Secretary-Treasurer of the MFTHBA and the registered office location is N. Highway 5, Ava, Missouri, the mailing address is P. O. Box 1027, Ava, Missouri 65608.
- B. Other Offices. The corporation also may have offices at such other places both within and without the State of Missouri as the Board of Directors may from time to time determine or the business of the corporation may require.

### **ARTICLE II**

#### **Purposes and Powers, Parliamentary Procedures, and Records.**

##### **Section 1. Purposes and Powers.**

The purposes of the corporation are:

- A. To maintain registry records by collecting, recording and preserving the pedigrees of the Missouri Fox Trotting Horse, along with the breed's history;
- B. To develop and perpetuate suitable and proper standards for the Missouri Fox Trotting Horse while maintaining the integrity of the breed;
- C. To promote the improvement, use, exhibition and enjoyment of the Missouri Fox Trotting Horse; together with all other matters necessary to further the interests of the breed. In furtherance of the foregoing purposes, the MFTHBA shall have and may exercise all of the rights and powers given to nonprofit corporations under the Missouri Nonprofit Corporation Act.

##### **Section 2. Parliamentary Governance.**

The hierarchy of governance will be:

- 1) Law,
- 2) Restated Articles of Incorporation,
- 3) Bylaws,
- 4) Rules, Policies and Procedures, and
- 5) Roberts Rules of Order, newest revised edition.

##### **Section 3. Records.**

The corporation shall keep correct and complete books and records of accounts and shall also keep minutes of the proceedings of its members and Board of Directors and shall keep at the registered or principal office a record giving the names and addresses of the members. All books and records of the corporation may be inspected by any member, or his agent or attorney for any proper purpose at any reasonable time.

### **ARTICLE III**

#### **Board of Directors.**

The Board of Directors of the corporation shall consist of the elected officers and directors, each of which shall be and remain a member of the corporation during his or her tenure in office.

#### **Section 1. Authority and Responsibilities.**

- A. The Board of Directors shall have the power and authority to make, amend, repeal and enforce such rules and regulations not contrary to law or the Restated Articles of Incorporation or these Bylaws as they may deem expedient concerning:
1. The conduct, management and activities of the Association;
  2. The admission, classification, qualification, discipline, suspension and expulsion of members;
  3. The rules and regulations governing the procedure for such discipline, suspension and expulsion of members and removal from office;
  4. The establishing and collecting of dues and fees;
  5. Regulations regarding studbook listings and registrations;
  6. Awards of championships, the conduction of shows, contests and exhibitions;
  7. All other details relating to the general purposes of the Association.
- B. The Board of Directors shall have the power to enter into contracts which will further the interests of the breed, and subject to restrictions set forth in the Restated Articles of Incorporation of MFTHBA, to engage in any other lawful activities, none of which shall be for profit, for which corporations may be organized under the Missouri Nonprofit Corporation Act.
- C. The Board of Directors may accept on behalf of the corporation any contribution, gift, bequest or device for the general purposes or for any special purpose of the corporation.
- D. The Board of Directors shall adopt, amend and/or eliminate a rule or regulation in a manner prescribed under the rules which will allow the membership to have prior knowledge and input before Board action on proposed changes. Proposed changes in rules or regulations will be posted on the MFTHBA internet site as appropriate a minimum of sixty (60) days prior to the Board meeting at which action is to be undertaken. Any changes in rules, with the exception of bona fide safety or legal issues, will become effective January 1 of the following year. Safety or legal issues will be handled in a manner to protect the membership and horses, as warranted. This Paragraph D will take effect following publication of the 2008 Official Handbook.
- E. The Board of Directors shall review and respond to any recommendations submitted by persons, committees or affiliates authorized to act by the Board.

#### **Section 2. Directors**

- A. Number. From the time of adoption of these Bylaws, the number of director positions shall number not less than seven.

- B. Terms. Directors shall be elected for terms of three (3) years, and no director may serve longer than for two consecutive elected terms. Excluded from these limitations will be one-year or two-year terms needed when establishing additional positions.

### **Section 3. Officers**

- A. Titles. The officers of the corporation shall be a President, a Vice-President, and a Secretary-Treasurer.
- B. Terms. Officers shall be elected annually for a term of two years. Each officer shall hold office until his/her successor shall have qualified and been duly elected. No officer of the Board of Directors may serve as an officer in excess of six consecutive years.
- C. Duties. The duties of the officers shall be such as are usually attached to such offices; and, in addition thereto, such further duties as may be designated from time to time by the Board of Directors.
1. President. The President shall preside at all meetings of the members and of the Board of Directors, shall be responsible for establishing the meeting agenda and, in general, the President shall perform all duties incident to the office of President and such other duties as may be prescribed by the Board of Directors from time to time.
  2. Vice President. In the absence of the President or in the event of the President's inability or refusal to act, the Vice President shall perform the duties of the President, and when so acting, shall have all the powers of and be subject to all the restrictions upon the President. The Vice President shall perform such other duties as from time to time may be assigned.
  3. Secretary-Treasurer. The Secretary-Treasurer shall be responsible for the personnel and operation of the MFTHBA office and shall have the authority to coordinate duties of employees. Office personnel and others hired by the Secretary-Treasurer or by Board authority on behalf of the corporation shall report to the Secretary-Treasurer or through office management as delegated by the Secretary-Treasurer. The Secretary-Treasurer shall keep, or cause to be kept, correct and complete records of accounts showing the financial condition and results of operations of the MFTHBA, shall be responsible for, and oversee, the preparation of an annual budget and shall report thereon to the Board of Directors. The Secretary-Treasurer shall be legal custodian of all monies, notes, securities, and other valuables which may from time to time come into the possession of the MFTHBA. All checks, drafts or any other orders for the payment of money, notes, or other evidences of indebtedness issued in the name of the corporation, shall be signed by the Secretary-Treasurer or such other officer or officers, agent or agents, of the corporation and in such manner as shall from time to time be determined by resolution of the Board of Directors. The Secretary-Treasurer shall deposit, or cause to be deposited, all funds of the MFTHBA coming into the MFTHBA or the Secretary-Treasurer's possession in depositories. The Secretary-Treasurer shall cause to be kept full and accurate minutes of the meetings of the members and of the Board of Directors in a manner as provided for that purpose; see that all notices are duly given in accordance with the provisions of these Bylaws or as required by law; be custodian of the corporate records and of the seal of the MFTHBA and make provisions that the seal of the MFTHBA is affixed to all appropriate documents, the execution of which on behalf of the MFTHBA under its seal is duly authorized in accordance with the provisions of these Bylaws; keep a register of the post office address of each member which shall be furnished by such members; and in general perform all duties incident to operation of the MFTHBA, the office of Secretary-Treasurer, and such other duties as may from time to time be prescribed by the Board of Directors.
- D. Bonding. The Secretary-Treasurer of the corporation shall be bonded in an amount equivalent to the average bank account for the preceding year.

#### **Section 4. Election of Board of Directors**

##### **A. Directors**

1. Candidates for positions of director shall submit nomination forms during the nomination period occurring in July and August, as prescribed by the Board of Directors, in order to be placed on the MFTHBA official ballot for the annual election occurring in October. Those persons seeking the position of director shall be members in good standing and shall be voted on by the eligible voters.
2. No more than one-third of the directors' positions are to be scheduled for election in each year, except in instances where a vacancy and subsequent appointment has occurred during the year and such position is to be voted upon, or when additional positions are established and are to be voted upon, or when the number of directors' positions is not evenly divisible by three, in which event the number shall be adjusted to maintain the appropriate number of directors' positions.
3. In the event there is no candidate for a director's position, the Board of Directors shall appoint a member to serve until the next election.

B. Officers The President, Vice-President, and Secretary-Treasurer of the corporation shall be members in good standing, and shall be elected bi-annually by the members during its regular annual election occurring in October.

C. Voting Voting by members shall be by U. S. Mail. Election ballots will be provided the membership entitled to vote, with ballots mailed no less than 30 days prior to the election. Ballots will be mailed to the member's address of record. Ballots shall be returned to an outside accounting firm or other neutral entity. To be elected the nominee must have a majority vote; in the event more than two candidates are voted upon and none receives a majority, the candidate who receives the greatest number of votes shall be declared the winner.

D. Term of Office Term of the newly elected Board of Directors shall commence on November 1 following the election.

#### **Section 5. Vacancies**

Vacancies may be filled at any meeting of the Board of Directors.

A. Directors If a position of Director is vacated, the Board of Directors shall appoint a successor to serve until the term ends. The vacancy shall not be filled for 30 days following the effective date of the vacancy to allow interested eligible members to make themselves be known as potential candidates for the vacated position.

B. Officers If the position of President is vacated, the Vice President shall assume the position of President to serve until the term ends. If the position of either Vice President or Secretary-Treasurer is vacated, the Board of Directors shall appoint a successor to serve until the term ends. If either the Vice President position or Secretary-Treasurer position is vacated and the appointee is not currently a member of the Board of Directors, then the vacancy shall not be filled for 30 days following the effective date of the vacancy to allow interested eligible members to make themselves be known as potential candidates for the vacated position. Should Association business require, the Board can make an interim appointment to serve as Acting Secretary-Treasurer until such time as a replacement to the vacancy is appointed.

## **ARTICLE IV**

### **Section 1. Membership and Eligibility.**

- A. All applicants for membership shall file a written application in such form as the Board of Directors shall from time to time determine. Ownership of a horse is not a requirement for membership.
- B. Memberships, which are non-transferable, shall be of four categories: Lifetime, Individual, Youth and Corporate.
  - 1. Lifetime membership is for persons 18 years of age and over and will include all privileges and rights afforded to MFTHBA members as outlined in the MFTHBA Official Handbook for the life of the member at a onetime membership fee. For any member, currently under the age of 18 having previously acquired a lifetime membership all rights and privileges with the exception of voting rights will be honored; at such time the member attains age 18 as of January 1, of the then current year, all rights and privileges of membership, including voting, will be available.
  - 2. Individual membership for persons 18 years of age and over includes all privileges and rights afforded to MFTHBA members as outlined in the MFTHBA Official Handbook. A yearly fee is required to maintain membership in the association.
  - 3. Youth membership is for youth 17 years of age and under and is limited in its privileges. A yearly fee is required to maintain membership in the association. See details outlined in the MFTHBA Official Handbook.
  - 4. Corporate membership includes all privileges and rights afforded to MFTHBA members as outlined in the MFTHBA Official Handbook with the following exceptions: Corporate membership shall be entitled to one vote; corporation's official name, officers, and authorized parties to sign documents or conduct business for the corporation must be on file in the MFTHBA office by January 1 of each year. It is the corporation's responsibility to keep MFTHBA informed of authorized parties conducting business for the corporation. A yearly fee is required to maintain membership in the association.
- C. A person voting on behalf of a corporation is not eligible to vote an individual or lifetime membership.
- D. No member under the age of 18 as of January 1 of the current year is eligible to vote.
- E. Current members who have maintained their membership in good standing, i.e., financial obligations to MFTHBA have been met, and no membership suspensions or membership terminations have been imposed by the MFTHBA Board of Directors, will have equal rights, interest and responsibilities with respect to MFTHBA and its property. Such members will have the right to vote under normal MFTHBA voting procedures, and hold office and committee assignments, except as otherwise limited.

### **Section 2. Disciplinary Rules**

- A. Membership is a privilege, not a right, and as such the members are subject to the Bylaws, rules and regulations of MFTHBA. Members may be disciplined, suspended, fined and/or expelled for cause after an appropriate hearing in accordance with such rules and regulations as adopted from time to time by the Board of Directors.
- B. Service on the Board of Directors, either as an officer or director, is both an honor and a privilege. Throughout his or her tenure, an individual serving on the Board must remain an MFTHBA member in good standing, adhere to MFTHBA rules and regulations pertaining to membership conduct, and conduct

himself or herself in an exemplary manner such as to favorably reflect on the Board of Directors and the MFTHBA. This conduct is subject to continual review; and in the case of a serious breach of published rules or regulations, subject to legal advice, an individual's service on the Board of Directors may be sanctioned, suspended or terminated by the Board of Directors for cause, provided the outcome of procedures of disciplinary action as covered in the MFTHBA rules and procedures so warrants.

- C. An affirmative vote of not less than two thirds (2/3) of the Board of Directors shall be required to enforce the provisions of either Subsection A or B of this Section 2.

## **ARTICLE V**

### **Section 1. Meetings, Members**

- A. Annual An annual meeting of the members shall be held in each year in Ava, Missouri on the fourth Saturday in October, or other date as determined by the Board of Directors, for the purpose of announcing election results and for the transaction of such other business as may come before the meeting.
- B. Special Special meetings may be called either by the President, three (3) or more of the Board of Directors, or upon application to the Secretary-Treasurer of at least ten percent (10%) of the members or twenty- five percent (25%) of the number of valid ballots cast in the previous election, whichever is the lesser number. Such special meeting must be held within 45 days of the date of petition qualification.
- C. Notice Written or printed notices stating the place, day and hour of any meeting of the members shall be delivered, either personally or by mail, to each member entitled to vote at such meeting, not less than 10 and not more than 50 days before the date of such meeting, by or at the direction of the President, the Secretary, or the persons calling the meeting. In case of a special meeting or when required by statute or by these Bylaws, the purpose for which the meeting is called shall be stated in the notice. If mailed, the notice of a meeting shall be deemed delivered when deposited in the United States mail, addressed to the member at his address as it appears on the records of the corporation, with postage thereon and prepaid. Any member may waive notice of any meeting. Any meeting shall be deemed validly called at which all of the members are present. Publication of the notices required by this section in the MFTHBA Journal, the official publication of the MFTHBA, shall be deemed in full compliance with this section. If the intention of the meeting is to alter, amend or repeal or to adopt new Bylaws at such meeting notice is required at least thirty (30) days in advance of the meeting as specified in Article VIII, Section 1 of these Bylaws.
- D. Quorum Five percent of the members in person shall constitute a quorum at any meeting other than the annual meeting. If a quorum is not present at any meeting of members, a majority of those present may adjourn the meeting from time to time without further notice. At the annual meeting of members, the number of returned ballots shall constitute a quorum.

### **Section 2. Meetings, Board of Directors**

- A. Regular Meetings
  - 1. Annual A regular annual meeting of the Board of Directors may be held without other notice than by this Bylaw immediately after and at the same date and place of the annual meeting of the members.
  - 2. Other The Board of Directors, by rule, shall provide for other regular meetings at stated times and places, which shall be a minimum of quarterly.



- B. Special: Special meetings of the Board of Directors shall be called by or at the request of the President or three or more of the directors. All meetings of the Board of Directors are open to all officers' and directors' attendance in person, but in the event this is not a prudent course of action for persons residing some distance away from the meeting location or for some other valid reason, teleconferencing or other technological means of participating will be available for their use. During the 12 month period between elections, in addition to other meetings, there will be two meetings scheduled at dates and locations to be determined where all officers' and all directors' personal attendance will be requested.
- C. Notice: Notice of any special meetings of the Board of Directors shall be given at least seven (7) days previous thereto by telephone, electronic notice, or by written notice delivered personally or sent by mail to each director at the address as shown by the records of the corporation. Neither the business to be transacted, nor the purpose of any regular or special meeting of the Board, need be specified in the notice or waiver of notices of such meeting unless specifically required by the law or these Bylaws.
- D. Quorum: A majority of the Board of Directors shall constitute a quorum for the transaction of business at any meeting of the Board, provided that if less than a majority of the directors are present at said meeting a majority of the directors' present may adjourn the meeting from time to time without further notice.

### **Section 3. Waiver of Notice**

- A. Members Any member may waive notice of any meeting. Publication in the MFTHBA Journal, the official publication of the MFTHBA, of the notices required by these Bylaws shall be deemed in full compliance with this section.
- B. Board of Directors Any director may waive notice of any meeting. The attendance of a director at any meeting shall constitute a waiver of notice of such meeting, except where a director attends a meeting for the express purpose of objecting to the transaction of any business because the meeting is not lawfully called or convened. Neither the business to be transacted, nor the purpose of any regular or special meeting of the Board, need be specified in the notice or waiver of notices of such meeting unless specifically required by the law or these Bylaws.

## **ARTICLE VI**

### **Section 1. Committees and Chairpersons**

All committees, chairpersons, and Board representatives to these committees must be appointed by a majority vote of the Board of Directors. Each committee shall perform such duties as may be assigned by the Board or by a person so designated by the Board. Committees of MFTHBA may, from time to time, be appointed, and can include the following:

|                            |            |             |
|----------------------------|------------|-------------|
| Articles, Bylaws and Rules | Judges     | Show        |
| Budget,                    | Membership | Trail Ride  |
| Building & Finance         | Promotion  | Versatility |
| Historical                 | Rule Book  | Sponsorship |

Other committees may be established or dissolved as determined by the Board.

## **ARTICLE VII**

### **Section 1. Membership Dues.**

The Board of Directors may determine from time to time the amount of the dues payable to the MFTHBA by type of membership. Every five (5) years the Board of Directors may adjust the amount of dues payable to the MFTHBA by type of membership based on the projected annual needs of the Association.

**Section 2. Payment of Dues.**

Dues shall be accrued and payable on January 1.

**Section 3. Default in Payment of Dues.**

When any member shall be in default of payment of dues for a period of 30 days the member shall thereupon be deemed an inactive member and shall not be entitled to the privileges and rights of an active member. To reactivate membership, an application fee shall accompany the membership form and dues. Such inactive member shall be reinstated as an active member with full privileges and rights immediately upon payment of the full amount due.

**ARTICLE VIII**

**Section 1. Amendments of Bylaws**

Any amendment, restatement or other alteration of these Bylaws proposed by the Board of Directors for adoption at an annual or special meeting in accordance with the procedures and other provisions set forth in the Missouri Nonprofit Corporation Act and these Bylaws shall thereafter be submitted to the members of the corporation for approval by means of a mail ballot and shall not be effective unless approved by at least two-thirds of the votes cast. Written or printed notices of a meeting showing location, date and time and stating the intention to alter, amend or repeal or to adopt new bylaws at such meeting is required at least thirty (30) days in advance of the meeting. Publication of the notices required by this section in the MFTHBA Journal, the official monthly publication of the MFTHBA, published at least 30 days prior to the meeting and ballots sent United States mail to each eligible voting member at their residence of record and post marked at least 30 days prior to the meeting shall be deemed in full compliance with this section.

~~~~~

Regional Representation Implementation Policy

APPROVED BY MFTHBA BOARD OF DIRECTORS JANUARY 8, 2008

The proposition regarding Regional Representation received a 74% affirmative vote of the ballots tabulated in the 2007 election, as announced in the Annual Meeting held October 27, 2007.

Establishment of Regions and Election of Board of Directors:

Geographic boundaries established to provide ten (10) regions made up of states within the 50 United States, and of international nations where members reside, will represent members within these areas. Regions have been formed to consist of similar numbers of members and at the same time address the interests of members in a geographic area.

The ten regions are as follows:

Region 1: Alaska, Washington, Oregon, California, Nevada, Idaho, and Hawaii, 1 regional director;

Region 2: Montana, Wyoming, Utah, Colorado, North Dakota, South Dakota, Nebraska, Minnesota, and Canada, 1 regional director;

Region 3: Arizona, New Mexico, Texas, and Oklahoma, 1 regional director;

Regions 4, 5, 6 and 7: Kansas, and Missouri, 4 regional directors (regions based on zip codes and/or counties);

Region 8: Iowa, Wisconsin, Illinois, Michigan, Indiana, Kentucky, and Tennessee, 1 regional director;

Region 9: Arkansas, Louisiana, and Mississippi, 1 regional director;

Region 10: Ohio, West Virginia, Alabama, Florida, Georgia, South Carolina, North Carolina, Virginia, Maryland, Delaware, Pennsylvania, New Jersey, New York, Connecticut, Massachusetts, Rhode Island, Vermont, New Hampshire, Maine, and Austria, Czech Republic, France, Germany, Israel, Switzerland, England and future overseas foreign members, 1 regional director.

Each six (6) years following adoption of regional representation, composition of these regions will be reviewed for reaffirmation or reallocation of boundaries as required in addressing membership numbers. As membership within a region changes in a significant manner, the Board of Directors shall adjust region boundaries and/or directorships.

The Board established a Regional Director position for each of the ten proposed regions, and the schedule shown below permits a workable election rotation. At the same time, phasing out the present Board positions numbered 1 through 7 at completion of the elected terms of present occupants will occur as noted. Ten new Regional Directors will serve concurrently with previously elected Directors, as indicated.

October 2008 Election Establish Region Positions: Phase out Board Position # at Times Shown:

Director Region1	2008-2011 (3 Yr)	#3	Election 2008
Director Region2	2008-2010 (2 Yr)	#1	Election 2010
Director Region3	2008-2011 (3 Yr)	#4	Election 2008
Director Region4*	2008-2009 (1 Yr)	#6	Election 2009
Director Region5*	2008-2010 (2 Yr)	#2	Election 2010
Director Region6*	2008-2011 (3 Yr)	---	
Director Region7*	2008-2011 (3 Yr)	---	
Director Region8	2008-2010 (2 Yr)	---	

Director Region9	2008-2009 (1 Yr)	#5	Election 2009
Director Region10	2008-2009 (1 Yr)	#7	Election 2009
*Mo-Ks Regions			

In the elections following 2008, Regional Director Candidates would all stand for 3-year terms as shown:

Election 2009	Regions 4*, 9, 10
Election 2010	Regions 2, 5*, 8
Election 2011	Regions 1, 3, 6* & 7*
In Year 2012, the election cycle will resume.	

Makeup of Director Positions from 2007 Election through 2010 Election (Excludes Officer Positions)

Directors	Annual Election October 2007	Board Positions 1 through 7	Total 7
	Annual Election October 2008	Board Positions 1, 2, 5, 6, 7 Regional Director Positions 1 through 10	Total 15
	Annual Election October 2009	Board Positions 1 and 2 Regional Director Positions 1 through 10	Total 12
	Annual Election October 2010	Board Positions (none) Regional Director Positions 1 through 10	Total 10

Current Directors who are now in their first term would be eligible to seek election as a Regional Director in the region in which they reside when that position is scheduled to be placed on the ballot, whether immediately following the completion of their current term or in a later election. Current Directors now in their second term would be required to wait a minimum of one year before seeking election as a Regional Director in the region in which they reside. All Directors would be at liberty to seek an officer's position at any time.

~~~~~



# The Missouri Fox Trotting Horse Breed Association

*Breed Registry of the Missouri Fox Trotting Horse Est. 1948*

## **100 - RULES, REGULATIONS AND STANDARDS**

### **GENERAL: STANDARDS OF THE FOX TROTTING HORSE**

The fox trot is a broken diagonal gait performed by walking in front and trotting behind, with reach in each stride. The front hoof of the diagonal pair strikes the ground just before the rear hoof, and one front hoof is on the ground at all times in a correct foxtrot.

The Fox Trotting Horse is not a high stepping horse, but an extremely sure-footed one, and because of the sliding action of the rear feet rather than the hard step of other breeds the rider experiences little jarring action and is quite comfortable in the saddle for long periods of time.

The head and tail are slightly elevated, giving the horse a graceful carriage, and the rhythmic beat of the hooves along with the nodding action of the head present an appearance of relaxation and poise. The movement should be smooth and consistent with no noticeable up and down motion.

The ideal characteristics of the fox trotting horse shall be that the animal will travel in a collected manner with animation, rhythm and style. In each of the gaits, remember “Style and Grace, It’s Not a Race!”

#### **Section 1. Conformation**

The Missouri Fox Trotting Horse generally stands between 14 and 16 hands in height, and averages between 900 to 1200 pounds. The horse should stand well on its feet, be erect, wide awake and alert. The neck should be graceful, in proportion to length of body, and joined to the body in a manner pleasing to the eye. The fox trotting horse should have a neat, clean, symmetrically shaped head of medium length; pointed ears that are well shaped; eyes that are large, wide set and bright; and a tapered muzzle with large nostrils. The back should be reasonably short and strong, the body deep and the ribs well-sprung. The flank should be sleek, and the chest deep and well ribbed. The shoulders should be sloped at a 45 to 50 degree angle, and moderately muscled. The legs should be muscular and tapered. The foot should be well made, strong and in proper proportion to the size of the horse. The overall condition of the horse should be reflected by its demeanor, body weight, muscular definition and tone, hair coat, and the feet. In form to function, good conformation permits the gaits to be performed in the proper manner. Proper conditioning and correct conformation will permit the horse to carry weight for an extended period of time, in comfort to the rider.

#### **Section 2. Fox Trot**

The fox trot has a motion and rhythm that carries from the nose through the tail. The fox trot gait will be performed in a stylish collected manner by walking in front and trotting behind with striding reach, both front and rear. There should not be excessive animation, nor should there be climbing or exaggerated knee motion in the front legs. The back feet will exhibit a sliding action resulting from the horse breaking at the hocks. The horse will disfigure or overstep his track and shall travel straight on all four legs. The head will be carried slightly elevated, with rhythmic motion in time with the movement of the rear feet. The tail will be carried naturally and should emphasize the rhythm of the gait. The exceptional rhythm of the fox trotting horse begins at the tip of the nose with the characteristic headshake and continues back through the ripple of the tail.

#### **Section 3. Flat Foot Walk**

The flat foot walk shall be a flat, four-beat gait performed in a square, stylish manner. The gait is to be accomplished with animation, over striding the front track. There is to be reach in each stride, front and rear. A four-beat gait is distinctly different from the fox trot which has a broken rhythm. When correctly

performing the flat foot walk, you will hear a steady, equal four beat cadence produced by the hooves, the head shake will be more animated than in the fox trot, and the rider will be getting a smooth ride.

#### **Section 4. Canter**

The canter is a three-beat gait and shall be performed in a straight, collected manner with the head and tail slightly elevated. The horse shall travel with a forward rolling motion while on the correct lead, both front and rear. The three-beat gait is performed with a rocking motion, starting from the outside rear foot, then to the inside rear-outside front combination, and then to the inside front foot. The head should be at its lowest point when the inside front foot is on the ground. The canter is not a fast moving gait, and the horse should appear relaxed and move freely.

#### **Section 5. Overview**

The exhibition of the horse in the show ring should present the Missouri Fox Trotting Horse performing the gaits in the proper manner. While a degree of latitude may be given in the show arena, the correctness of the gaits and the equitation and comfort of the rider is necessary to showcase our great horse to its best advantage.

### **ELECTIONS:**

#### **Section 1. Annual or Special Elections and Ballot Initiatives**

- A. Elections are conducted according to the Bylaws of the Missouri Fox Trotting Horse Breed Association, Inc.
- B. Voting by members shall be by mail or an online electronic balloting service. Election ballots will be provided to the members from, and returned by the members to, an outside accounting firm or other qualified neutral entity.
- C. Ballots will be mailed not less than 30 days prior to the election.
- D. **Nominations** for Annual Election of Officers and Directors positions will be completed on or before **August 1** and **ballots** mailed on or before **August 15**. Completed ballots voted and returned must be received by the outside accounting firm or other qualified neutral entity handling the tabulation of votes on or before **October 1**.
- E. Ballots for Special Elections will be mailed not less than 30 days following publication of notice of vote, and not less than 60 days prior to the deadline for receipt of ballots.
- F. Any undeliverable ballot will be returned to the outside accounting firm or other qualified neutral entity handling the tabulation of votes and will be marked “null and void” on both the envelope and ballot.
- G. The candidate who receives the greatest number of votes shall be declared the winner. In the event of a tie, a coin toss will determine the winner.
- H. Ballot initiatives will be items progressed to the membership for consideration in changing Articles of Incorporation, Bylaws, or other projects deemed by the Board to be of a nature where a vote by the membership is desirable. Articles of Incorporation or Bylaws changes shall require an approval by at least two-thirds (2/3) of the votes cast. Other ballot initiative proposals will require approval by a majority of votes cast in order to pass.
- I. Election results will be announced in October, at a meeting determined by the Board of Directors. In the event of a Special Election or Ballot Initiative, the results will be announced at the first available Board meeting following receipt of the results.
- J. Ballots are to be retained by the firm tabulating the votes, and will be kept for thirteen (13) months from the date of the annual election held in October for which provision is made in the Bylaws, or in the case of a special election the ballots will be retained by the firm tabulating the votes for 13 months from date of that special election.

#### **Section 2. Nominations for Officer and Director Positions**

- A. Filing Requirements for positions of either officer or director require:
  - 1. Persons seeking office must be members in good standing and must be at least 21 years of age as of January 1 of the current year.

2. Persons filing for an officer position, President, Vice President, or Secretary/Treasurer, may reside in any of the established regions.
3. Persons filing for positions of Director shall reside in the specific region which he or she is seeking to represent.
4. Persons seeking office of either Officer or Director shall submit nomination forms during the nomination period commencing in July and closing in August, as prescribed by the Board of Directors, in order for their names to be placed on the MFTHBA official ballot for the annual election to be held in October.
5. Region designations are shown on Page 19 of this handbook.

### **Section 3. Eligibility to Vote.**

- A. Ballots will be sent to each voting member whose membership is current as of July 1 prior to the election and will be mailed to the member's address of record.
- B. All voting members eligible as of July 1 to receive a ballot will have the opportunity to vote as follows:
  1. Vote on any ballot initiative presented to the membership on the annual or special ballot.
  2. Vote for President, for Vice President and for Secretary-Treasurer.
  3. Vote for Director to represent the region in which both the voting member and the Director candidate reside.

In the elections following 2008, each Director candidate will stand for a 3-year term in the elections as shown:

Election 2009: Regions 4\*, 9, 10;

Election 2010: Regions 2, 5\*\*, 8;

Election 2011: Regions 1, 3, 6\*\* & 7\*\*.

In Year 2012, the election cycle will resume.

### **Section 4. Procedural Handling**

- A. An outside mailing service firm and/or an online electronic balloting service and/or an outside accounting firm will be employed by MFTHBA to facilitate the preparation, mailing, collection, tabulating, and reporting of the ballot specifics of the MFTHBA annual or special ballot, with appropriate contracts outlining the MFTHBA expectations.
- B. The confidentiality of individual votes is to be maintained and protected by the firm tabulating the votes; however, upon request by the MFTHBA Board of Directors, demographic information can be provided by the tabulating firm to MFTHBA.
- C. Ballots will be prepared to address the following requirements:
  1. Mailings will be clearly marked with MFTHBA logo and will indicate the MFTHBA annual or special ballot is enclosed.
  2. Officers: Candidates for President, Vice President and Secretary-Treasurer will be placed on the general ballot, which will be mailed to all voters eligible to vote the current election. In addition, the general ballot will contain any ballot initiative presented by the Board of Directors for the vote of all members eligible to vote in the current election.
  3. A region-specific ballot for each of the regions having a slate of candidates for election will be mailed to each voter eligible to vote in their specific region. The region-specific ballot will accompany the general ballot in the same mailing.
  4. Instructions for voting will be clearly printed on each ballot, along with deadline for receipt of completed ballot in the tabulating office.
  5. Ballot instructions will include the following:
    - a) voter shall mark only one box for each elected position or selection;
    - b) voter shall place completed ballots in the enclosed return envelope;
    - c) voter shall seal and place postage on the return envelope prior to mailing;
    - d) voter shall mail ballots to the designated tabulating office;
    - e) date by which the return ballots must be received at the designated tabulating office;
    - f) no other communication is to be included on or in the return envelope.

- D. Candidates in an annual election may request a recount if the candidate loses the election by one percent (1%) or less. If the amount is over one percent, then the MFTHBA Board of Directors will determine if a recount is justifiable. Candidate must post in advance an amount mutually agreed upon by the Board and candidate to cover cost of recount prior to recounting any election.

**Section 5. Vacancies:** In the event a position becomes vacant following an annual election, the Board of Directors shall comply with the requirements of Article III, Section 5 of the Bylaws in filling the vacant position as follows:

- A. **Directors:** If a position of Director is vacated, the Board of Directors shall appoint a successor to serve until the end of the positions term. The vacancy shall not be filled for 30 days following the effective date of the vacancy to allow interested eligible members to make themselves be known as potential candidates for the vacated position.
- B. **Officers:** If the position of President is vacated, the Vice President shall assume the position of President to serve until the end of the positions term. If the position of either Vice President or Secretary-Treasurer is vacated, the Board of Directors shall appoint a successor to serve until the positions term. If either the Vice President position or Secretary-Treasurer position is vacated and the appointee is not currently a member of the Board of Directors, then the vacancy shall not be filled for 30 days following the effective date of the vacancy to allow interested eligible members to make themselves be known as potential candidates for the vacated position. Should MFTHBA business require, the Board can make an interim appointment to serve as Acting Secretary-Treasurer until such time as a replacement to the vacancy is appointed.”
- C. **Candidate Vacancy:** In the event there is no candidate for a vacancy in an election, this shall be dealt with by the Board of Directors as a vacancy, and they shall appoint a member to serve until the next election. In region vacancies, preference shall be given to an appointee from the region experiencing the vacancy.

## **COMMITTEES, MEDIATORS and DISCIPLINARY HEARINGS BOARD**

### **Section 1. Committees**

Committees represent the working arms of the MFTHBA, and as such serve at the discretion of the Board of Directors. Each committee shall be commissioned by the Board of Directors with specific duties, responsibilities and authorities. Each committee shall be accountable specifically to the Board of Directors and in general to the MFTHBA membership. In support of the rules and regulations of the MFTHBA, the Board shall, from time to time, appoint various individuals to serve in various capacities and for special purposes as outlined below. The charter for each committee or special purpose group shall be approved by the Board and presented in writing to the committee or group in order to have a clear understanding of responsibilities, expectations and protocol.

- A. Each committee chartered by the Board of Directors shall be comprised of members in good standing, and consist of a chairperson, a secretary, general members of the committee, and a Board representative.
1. The chairperson shall be appointed by the Board of Directors.
  2. The chair shall compile a list of names of persons previously contacted who would accept a committee position, and the list will be presented for the Board’s appointment.
  3. Both the chair and the members of the committee must receive a majority vote approval of the Board in order to serve on the committee.
  4. The Board representative will be nominated by the President or the President’s designee, will then be approved by a majority vote of the Board and will act as liaison between the committee and the Board.
  5. When a vacancy occurs on a committee, the Board will accept recommendations from the committee chairperson for consideration in filling the vacancy.
- B. The committee charter or outline of duties and responsibilities, shall set forth the specific project or projects the Board is delegating to the committee, the method of reporting the progress of the project to



the Board, the requested timeframe in which the committee is to fulfill its mission, and any latitude for the committee to expand the scope of its activities, should that be warranted.

1. A document addressing the formation or continuation of a committee shall be generated by the Board of Directors and presented to the committee, with specific information as to committee protocol, the project or projects the Board is assigning to the committee, and the requested timeframe in which to complete the undertaking.
2. It shall be the joint responsibility of the chairperson and secretary of the committee to provide, at minimum, a written report to the Board of Directors on a monthly basis, indicating the progress of the committee.
3. The timeframe for tenure shall vary from committee to committee depending upon the scope of the work to be accomplished.
  - a) In cases where a specific task is satisfactorily accomplished, the Board may accept the work of the committee, and with the Board's thanks disband that particular group.
  - b) In certain areas of the MFTHBA where continuity needs must be addressed, the Board shall establish committees of multi-year duration. In these instances, the Board shall review the work and reconfirm such committee and committee personnel from year to year. Members of such committees shall be given specific multi-year approvals as to their service on the committee, as designated by the chairperson of the committee. Each year, certain members of the committee shall rotate off that committee at the end of their specified term or terms. Replacements will be proposed by the committee chairperson.
4. The Board of Directors, by a majority vote, may terminate an individual member's assignment to a committee.

C. Committee meetings shall be made known to the MFTHBA office. During such meetings the following procedures shall be observed.

1. The committee shall maintain a written record of meetings, to cover names of attendees, date, time and location of meeting, discussion items, recording of any votes taken and any subsequent recommendations to be made to the Board of Directors as a result of the meeting.
2. For committee members unable to attend the meeting in person, participation via electronic means can be made available.
3. The records of the committee, maintained as stated above, represent committee work and as such are the property of the MFTHBA. These records are to be turned over to the MFTHBA office at the completion of the committee's assigned work or upon the formation of a newly constituted or commissioned committee to continue the work. The records shall be made available to any subsequent committee to preserve and provide continuity of the objectives of the committee.

## **Section 2. Mediators and Disciplinary Hearings Board**

A. The Board shall, from time to time, designate individuals to serve in special purpose situations and for actions as outlined below. The outline of duties and responsibilities shall set forth the specific project or projects the Board is delegating for such handling.

1. A person or persons to act in the capacity of Mediator, in conjunction with and support of MFTHBA rules, shall have skills, training and/or experience in this endeavor to successfully conduct such mediations.
2. A Disciplinary Hearings Board which shall consist of two members of the Board of Directors and three MFTHBA members at large shall be empaneled to hear and act upon issues unresolved through mediation.
3. Mediators and Disciplinary Hearings Board members shall have no personal interests or involvements in the cases which may be referred for their recommendations. In such instance, an alternate shall be designated to replace that person.

## **GENERAL VIOLATIONS**

### **Section 1. Rules Violations**

A violation is the commission of any act by any person, firm or corporation that is prejudicial to the best interest of the MFTHBA and contrary to its Bylaws, Rules, Standards and Policies. Any of the foregoing entities shall be deemed guilty of a violation who shall engage in the following:

- A. **Cruel and Inhumane Treatment:** Treat any horse in a cruel or inhumane manner, including but not limited to the prohibited conduct specified in the General Show Rules section of this Handbook. Cruelty to horses other than Missouri Fox Trotting Horses is included in this prohibition, as it indicates a general course of dealing with horses which is unacceptable by the MFTHBA. For violation of this rule, an MFTHBA member may be censured, disciplined, suspended, fined and/or expelled from the MFTHBA. A non-member may be denied MFTHBA privileges. This prohibition against cruelty included, but is not limited to, MFTHBA members, their agents, representatives and employees, the action for which members are also responsible. When any violation occurs during a horseshow or horse-related event, the member in violation may be asked to leave the grounds immediately. The member in violation shall also be temporarily suspended from any activities involving the showing, selling, training or exhibition of any horse until such time as the issue shall be settled by means described in Section 2, below.
- B. **Fraudulent Practices:** Knowingly misrepresenting any material fact pertaining to a horse or MFTHBA document or falsifying any MFTHBA document.
  - 1. No person shall represent as a registered Missouri Fox Trotting horse any horse other than the horse for which said certificate was issued.
  - 2. No person shall, for the purpose of registration, alter in any way, change or attempt to hide or alter the natural markings of a horse, whether by surgery, dye or any other manner.
  - 3. No person shall register or attempt to register a horse under another name or alter, change or otherwise falsify in any way a registration certificate.
  - 4. No person shall provide false information to the MFTHBA or any person regarding the name, age, parentage, or registration status of a horse.
  - 5. As determined by the Board of Directors, subject to complaint resolution process as outlined in Section 2 of this rule, any act or acts of falsification of registration which adversely affects the accuracy of registrations under the MFTHBA's jurisdiction may result in censure, discipline, suspension, fine, revocation of membership or loss of any or all privileges of the MFTHBA, along with associated penalties.
  - 6. Ownership of an issued registration certificate remains with MFTHBA. It is issued in reliance on a written application submitted and attested by the owner at time of foaling, and under the express condition that MFTHBA has the privilege to correct and/or cancel the certification under MFTHBA rules, standards and policies should the information provided be false.
  - 7. When registration or transfer of registration has been obtained by means of misrepresentation or fraud, the Board of Directors may take appropriate action as provided under the General Violations provisions of this handbook, and the Board also has the option to refuse to receive subsequent applications of any kind signed by any person or persons implicated in said misrepresentation or fraud.
- C. **Abuse of MFTHBA Officials or Personnel:** Engage in abusive or intimidating conduct toward or do physical harm to any Director, Officer, MFTHBA staff member or employee, show judge or show personnel while in furtherance of their official duties. Bribe or attempt to bribe a judge, DQP or other show official or fail to report to the Board of Directors a bribe or attempted bribe of a judge, DQP or other show official.
- D. **Personal Conduct:** Commit physical threat or attack upon a person or during a show, make hostile actions or threatening remarks, or use or consume prohibited or illegal substances on show grounds.
- E. **Prohibited Actions-Suspensions:** Any person, while under MFTHBA or HPA suspension, or horse(s) owned by any suspended person, cannot participate in any MFTHBA-affiliated activities other than as a spectator.
- F. **Ethical Behavior:** Act, incite, or conspire with any other person to act in a manner contrary to the rules and regulations of the MFTHBA, or prejudicial to the best interest of the MFTHBA or act in a manner deemed improper, unethical, dishonest, intemperate, or displaying poor sportsmanship, either by affirmative action or inaction.

- G. **Rules Not Specifically Cited:** Violate any of the rules of the MFTHBA not herein specifically cited; or fail to obey any penalty imposed by the MFTHBA. See “Schedule

## **Section 2. Actions Resulting from Failure of Members or Non-Members to Comply with Rules**

Those contemplating a complaint are encouraged to first attempt to resolve the complaint informally by discussing the alleged violation with either the other person(s) involved, management at the event where the action occurred and/or the appropriate Director of the region involved. Any MFTHBA member may bring a complaint alleging violation of MFTHBA rules and/or bylaws.

- A. A complaint must be filed with the MFTHBA office no later than 14 days from the date of the alleged violation, and receipt in the MFTHBA office shall constitute the date of filing. Any complaint filed after the stated deadline or which does not contain the following minimum information required shall be rejected by the MFTHBA and not considered on its own merits.
- B. Minimum information required shall include:
  - 1. The alleged violator’s full name and address, the date, location and event where the incident occurred, if applicable
  - 2. A summary of the act(s) of the accused member which constitutes a violation of MFTHBA rules.
  - 3. The specific MFTHBA rule(s) involved.
  - 4. The complaint must be in written form and signed by the member bringing the complaint.
- C. Upon receipt of a properly initiated complaint, the MFTHBA office shall immediately transmit a copy of the complaint and all supporting evidence to the Board of Directors. The MFTHBA office shall at the same time transmit copy of the complaint and all supporting evidence to the member against whom the complaint is filed, via certified mail to the member’s address of record, delivery receipt requested.
- D. The person against whom the complaint is filed will have 14 days from date of receipt of notification from the MFTHBA to furnish a response in written form to the Board of Directors at the Ava, MO office. Delivery receipt will indicate start of the 14-day period.
- E. Upon either receipt or written response by the alleged violator (within the response period) or upon the expiration of the 14-day response period, the Board of Directors shall, within an additional fourteen (14) days, either:
  - 1. Dismiss the complaint advising that no further action appears warranted;
  - 2. Make a decision on the complaint based on a 2/3rd or greater vote by the Board;
  - 3. Forward the complaint to a mediator as designated by the Board of Directors;
  - 4. The fourteen-day window will be observed in options 1, 2, or 3, and can be handled via a special called meeting in person or electronically.
  - 5. The Board of Directors is hereby authorized to call a Special Meeting in person or electronically to comply with the above provisions.
- F. After a complaint is filed, the matter shall be treated as confidential. Persons held accountable for such confidence shall include board members, office personnel, mediators and anyone involved in complaint review or mediation process. If such breach of confidentiality occurs, the Board of Directors, along with the MFTHBA attorney, shall immediately investigate the breach and report their findings within 30 days. Anyone found to breach confidentiality shall be deemed to have committed a major violation and be subject to appropriate penalties including suspension of position.
- G. If two-thirds of the Directors believe the interests of the MFTHBA or its members would be better protected by an immediate suspension of the member against whom the complaint is lodged, that member shall be temporarily suspended pending a final determination.
- H. After the Board of Directors’ decision to forward a complaint to mediation, the mediator shall contact the party who filed the complaint and the person against whom the complaint is filed. Date and time for a private mediation shall be arranged within thirty (30) days from the decision by the Board to refer the complaint to mediation. No one other than the mediator and the involved parties shall be involved in the mediation.
- I. The results of the mediation shall be reduced to writing by the mediator at the conclusion of the mediation, signed by the parties involved, and a copy shall be provided to the parties as well as to the Board of Directors for record.
- J. In the event the mediation does not result in a resolution; the Board shall establish a special disciplinary hearings board for the express purpose of dealing with the subject complaint. The five-

member disciplinary hearings board will be comprised of two current members of the Board of Directors and three members at large. This disciplinary hearing board shall be formed within 30 days after the conclusion of the mediation. Any and all suspensions in place shall remain in full force and effect until a hearing is held by the disciplinary hearings board.

- K. The parties of the complaint will be given a minimum of 14 days' notice of the date, time and place for the hearing.
- L. The disciplinary hearings board shall have authority to proceed on the complaint as expeditiously as is prudently possible, but not to exceed 60 days from date of the hearing and shall then present any recommendations to the Board.
- M. Proceedings before the Board of Directors, an appointed mediator, or an established disciplinary hearings board or committee shall be informal, and rules both at common law or provided by Missouri rules of procedure and evidence need not be strictly observed. The standard by which admissibility is determined is whether the evidence is such that an ordinarily prudent person is willing to rely upon it.
- N. The recommendation reached by the disciplinary hearings board shall be presented to the Board of Directors for action by the Board.
- O. If the person against whom the complaint is filed is found to be in violation of the rule(s) which is the subject of the complaint, the violator shall be subject to the penalties as set forth in Section 3 of this rule. Failure to comply with the provisions of Section 3 at completion of mediation or disciplinary actions taken by the Board may result in suspension of membership. Following completion of either mediation or Board action, a grace period not to exceed 30 days will be granted during which all fines levied are to be paid.
- P. The provisions of this section notwithstanding, violations of the Horse Protection Act shall be governed according to the provisions contained in Section 600 of this Handbook.
- Q. Non-members: Failure of non-members of the MFTHBA to act in accordance with MFTHBA bylaws, rules or regulations, shall be grounds for denial of any privileges regarding any MFTHBA-approved event.

### **Section 3. Rule Infraction and Violation Penalties**

- A. The MFTHBA's rules and regulations contain both recommended methods ("may") which means optional or discretionary, and mandatory issues ("shall" or "will"), which require compliance. When a violation of mandatory rules or regulations occurs, a penalty or fine will be assessed.
- B. Violations to rules and regulations will fall in three categories: Minor, Moderate, or Major
  - 1. For a Minor or Moderate rule violation, a first occurrence warning will be issued. This warning will remain on a member's record for a 12-month period. If, during this period, the member has no additional violations, the warning shall be marked "closed" but will remain on file.
  - 2. If an additional violation occurs during this 12-month period, the member will be subject to the fines, as published below, for both the original and the current violation.
  - 3. If, during a 36-month period, a third violation occurs, this will elevate the severity of the violation from Minor to Moderate, or Moderate to Major, with penalties to be adjusted accordingly.
  - 4. In the case of a Major violation, the member shall be subject to the fine as published below, with no warning given. Should the severity of the violation so warrant, the Board, at its discretion, will additionally subject that member to censure, discipline, suspension, or termination of membership, as provided for in the bylaws and this Handbook. Rules Violations outlined in General Violations, Section 1. A, B, C, D, E, F and G will fall under the following categories as the action is deemed to warrant.
- C. **Definitions:** The outlines as shown define those activities which fall within the category of Minor, Moderate and Major Violations. These violations are put forth in broad term to define the scope of each of the categories.

**Minor Violations:** covers those rules which relate to voluntary activities, where non-compliance or disregard of a rule occurs. These situations are such that they do not directly affect another member. Examples would include but not be limited to disregard of leash requirements for pets, smoking

prohibitions, disorderly conduct, operation of motorized vehicles on show grounds not in compliance with restrictions, etc. Not included in this category are those show-related issues where a judge, DQP or show management successfully handles the non-compliance, therefore making further action under this provision unnecessary. The rulings and decisions of show officials, including show management, judges, DQP's and ring stewards, are final; and those taking part in MFTHBA affiliated shows agree to these conditions by their participation. A show protest, however, can be deemed to fall within this category, if so ruled by show management.

**Moderate Violations** covers those rules which have an impact on another member or members and/or the MFTHBA and have to do with personal and professional conduct which is unbecoming or unprofessional. Issues of poor sportsmanship or disrespect to judges, DQP's or other show officials would be included in this category.

**Major Violations** involves issues of ethical behavior, cruel and inhumane treatment of horses, falsification of documents, bribery or attempted bribery in connection with an MFTHBA function, physical threats or assault upon another person or that person's property at an MFTHBA function, and actions of an illegal nature for which legal measures may be sought. Any member who has been convicted of any felony by a court of competent jurisdiction or has been convicted of a misdemeanor affecting the horse industry, shall be subject, after hearing before the Board of Directors, to any fine, sanction or termination of membership the Board of Directors votes to impose.

**Penalties to be assessed for Rule Violations:**

|                           | <b>1<sup>st</sup> Offense</b>                                                       | <b>2<sup>nd</sup> Offense</b><br>(within 12 Months of 1 <sup>st</sup> Offense)                                                   | <b>3<sup>rd</sup> Offense</b><br>(within 36 Months of 1 <sup>st</sup> Offense) |
|---------------------------|-------------------------------------------------------------------------------------|----------------------------------------------------------------------------------------------------------------------------------|--------------------------------------------------------------------------------|
| <b>Minor Violation</b>    | <b>Warning citation</b><br>\$50 fine, suspended<br>Penalty (Remains open, 12 Mos.)  | \$50 for 1 <sup>st</sup> Offense plus<br><u>\$50 for 2<sup>nd</sup> Offense</u><br>Total: pay \$100                              | 3 <sup>rd</sup> Offense, advance to<br>"Moderate" pay \$300                    |
| <b>Moderate Violation</b> | <b>Warning citation</b><br>\$150 fine, suspended<br>Penalty (Remains open, 12 Mos.) | \$150 for 1 <sup>st</sup> Offense +<br><u>\$150 for 2<sup>nd</sup> Offense</u><br>Total: pay \$300                               | 3 <sup>rd</sup> Offense, advance to<br>"Major" pay \$500                       |
| <b>Major Violation</b>    | \$500 for 1 <sup>st</sup> Offense +<br>Board Review                                 | Additional \$500 1 <sup>st</sup> Offense,<br><u>+ \$1,000 for 2<sup>nd</sup> Offense</u><br>Total: pay \$1,500<br>+ Board Review | 3 <sup>rd</sup> Offense, \$2,500 +<br>Board Review                             |

In addition to Major fines levied against the member, the Board of Directors will review such violation(s) to determine if additional actions against the member involving censure, suspension or termination of membership are warranted based on the seriousness of the violation.

**D. Sanctions:** If found responsible for an offense, the member shall be subject to the following sanctions in addition to those listed above:

1. **Censure:** A vote of censure by the Board of Directors may be entered and registered under the member's name on the permanent record of the MFTHBA.
2. **Suspension:** A vote of suspension may occur, in which event the suspended person is forbidden for the time specified in the findings to hold or exercise office in the MFTHBA or participate in any MFTHBA-affiliated activities in any capacity other than as a spectator. Any decision and action by the Board of Directors providing for the suspension of membership shall set forth a specific time period for such suspension, after which the Board of Directors may entertain consideration of a request by that member for reinstatement of full membership.
3. **Termination of Membership:** A vote by the Board of Directors to revoke a member's current membership and all related privileges with the MFTHBA and permanently prohibit a member from securing any type of membership available in the MFTHBA in the future or participate in any MFTHBA-affiliated activities in any capacity other than as a spectator.

4. **Suspension of the Horse:** The Board may suspend, for any period of time, the horse or horses, completely or in part, owned, leased, or of the stable of the violator.

**E. Notification of Sanctions:**

1. In the event a member is suspended or has his or her membership terminated, written notice shall be forwarded to the last known address of such member. When a member is censured, disciplined, suspended, fined or has membership terminated, the name and address of such person shall be published in the MFTHBA Journal and posted on the MFTHBA website. The same shall occur when a non-member is denied membership privileges.
2. A current list of persons censured, disciplined, suspended, fined or having had their membership terminated, will be maintained at the MFTHBA Office and published in The Journal and on the MFTHBA website.
3. It is the responsibility of members, horse owners or others doing business involving Missouri Fox Trotting horses to determine the membership status of that particular individual or legal entity.
4. In the event the Board of Directors has acted to reinstate a member previously suspended, such reinstatement will be published in the MFTHBA Journal and posted on the MFTHBA website.

**Section 4. Delinquent Accounts**

- A. Any member may be suspended, and any non-member be denied privileges in the MFTHBA, for failure to pay when due any obligation owing to MFTHBA. This includes, but is not limited to, membership fees, assessments, surcharges, fines, advertising, or show-related charges. Additionally, this includes all charges in connection with returned checks. Written notice of the account due or delinquent report, and the intention to suspend or withhold privileges of MFTHBA, shall be mailed to such member, or non-member, at the last known address.

**Section 5. Ultimate Authority & Responsibility within MFTHBA**

- A. Every member that joins the MFTHBA being involved in the registration of Missouri Fox Trotting horses, and/or exhibition of Missouri Fox Trotting horses at any MFTHBA facility, exposition, fair, livestock show, auction, or MFTHBA-approved show agree that:
  1. The Board of Directors is the forum within MFTHBA which ultimately decides all matters pertaining to registration of horses, hears appeals from other committee action or members and reviews disciplinary action for members and Affiliates, if requested, under these rules.
  2. Proceedings before the Board of Directors or its appointees or committees shall be informal, and the formal rules of evidence and procedure need not be strictly observed. The standard by which admissibility is determined is whether the evidence is such that an ordinarily prudent person is willing to rely upon it.
  3. A request from a member of the MFTHBA to the Board of Directors to review an action of an Affiliate shall be submitted in writing together with a written copy of the Affiliate's finding to the Secretary-Treasurer of the MFTHBA within 30 day of the action to be reviewed. The Affiliate's finding shall be treated as a written complaint to the Board of Directors. The MFTHBA Board of Directors shall make the determination whether to hear the complaint, refer the complaint or dismiss the complaint.
  4. Anyone disagreeing with a disciplinary action taken by the Board of Directors or any of its appointees or committees shall, within 30 days from the date of the subject decision, submit to the Board of Directors in writing an appeal together with all reasons for the appeal and any documentation supporting the appeal, by certified mail to the Secretary-Treasurer of the MFTHBA. A meeting of the Board of Directors will be called, and the matter reviewed, and a final decision reached.

5. When recourse is sought in Federal or State court to address the MFTHBA's final decision in a rule violation or other action, members or non-members shall not commence any action, whether in law or equity, against the MFTHBA in any courts other than those Federal or State courts located in the State of Missouri, with exclusive venue in Douglas County Missouri. (See also Bylaws, Article IV Membership & Eligibility).
6. Following Federal or State court decision on any MFTHBA final decision, action or rule contested by either a member or non-member, if the MFTHBA's decision, action or rule is not reversed or overturned, the member or non-member bringing the action shall reimburse the MFTHBA for all reasonable fees for attorneys, court costs and other expenses incurred by the MFTHBA in defense of the lawsuit.

**Section 6. Liability of Directors:**

A. The Board of Directors shall not be liable, individually or collectively, for any act performed or not performed on behalf of the MFTHBA, where such act is performed or not performed in good faith. No officer or board member shall be held liable for an act performed or not performed in good faith and for the benefit of the MFTHBA, and they shall be held harmless and be indemnified by the MFTHBA. The Board of Directors shall be liable for debts incurred by the MFTHBA only to the extent of the legal assets of the MFTHBA. Neither the Board of Directors nor the members, officers or agents of the MFTHBA, present or future, shall be personally liable for any claim or demands regarding the MFTHBA.

## **200 - Rules and Regulations of Registration**

### **Section 1. Official Registration Records of MFTHBA**

- A. **MFTHBA Stud Book:** The official record of horse registrations of the MFTHBA shall be known as the MFTHBA Stud Book. Such records are maintained in consecutive number form at the MFTHBA office in Ava, Missouri.
1. All Lifetime, Annual, Youth, and Corporate members are eligible to register horses in the MFTHBA Stud Book *at special rates for members* as provided by regulations adopted by the Board of Directors. *Nonmembers may register horses at a nonmember rate. By paying the prescribed amount such member may automatically receive an annual membership for that year provided that no condition exists which would preclude membership being granted by the Board of Directors to the nonmember.*
  2. A record can be placed into the MFTHBA Stud Book only through a completed and approved Application for Registration accompanied by the appropriate fee. An Application for Registration form may be obtained from the MFTHBA office or website for completion.
  3. Certificates of Registration are based on information provided in the completed Application for Registration.
  4. Fees for transactions covered under the registration and records section of the MFTHBA are established by the Board of Directors and may be changed from time to time. Fee schedule follows: see Section 8.
  5. The MFTHBA reserves the right to verify any or all information on registration materials submitted, which may include DNA, if deemed necessary.
- B. **Certificate of Registration:** Ownership of an issued Certificate of Registration remains with MFTHBA. It is issued in reliance on a written application submitted and attested by the owner subsequent to foaling, and upon the express condition that MFTHBA has the privilege to correct and/or cancel the certification for cause under its rules, standards and policies.
1. This document is evidence of registration of the horse and shall be utilized in the ownership and transfer of such horse.
  2. A Certificate of Registration issued by MFTHBA shall be accompanied by a receipt for the fee paid.
  3. A duplicate Certificate of Registration may be issued in the event of loss or destruction of the original, upon submitted application by the owner of record on an MFTHBA form for this purpose, as outlined below.
  4. An Affidavit for Change will be required for color change, duplicate certificate of registration, markings change, pedigree change, or name change. No affidavit will be accepted other than the one issued by MFTHBA **Markings and color changes require submission of good clear color photos along with the affidavit.** Photos must include front, back, both sides, and any other supporting close-ups of requested changes. In the case of color changes, results of a genetic color test from a certified laboratory may be accepted without the photo requirement. Affidavit to add a brand as a marking shall require only the signature of the owner of record, plus any scheduled fee.
  5. MFTHBA is not responsible for incorrect information supplied in the Application. It shall be the responsibility of the owner to make any corrections required in the Application before a change is made to a Certificate of Registration. Should clerical errors result in incorrect information on the Certificate, the MFTHBA office will make necessary corrections without charge to the applicant.
  6. No change or alteration of a Registration Certificate shall be made except by MFTHBA or its official representative upon proper proof of the necessity for such change or alteration, by reason of change in color or markings, or mistake. No person shall display or advertise or have in his or her possession a certificate which has been changed or altered other than by MFTHBA or on its authority.



7. Absence of required Signature: In any case where these rules and regulations require the signature of a person who cannot be located, the following procedure will be followed:
  - a) All attempts will be made by the individual submitting the requested services to locate the person through membership information or any other information available at the time in order to obtain their signature on the document. Attempts must include certified mail sent to the last known address of the person sought.
  - b) If all attempts fail, evidence of all attempts must be submitted to the MFTHBA office. The office staff will then post a notice on the MFTHBA web site asking the person or anyone knowing the location of the person in question to notify the office immediately. This notice will be published for two (2) months.
  - c) If the notice on the web site fails to locate the person in question after a two (2) month time period, the Board of Directors may vote to waive the requirement for signature.
  - d) The office staff shall then complete the transaction with notation on the paperwork that all attempts to locate the required person failed and that the transaction was approved with the signature requirement waived by the Board of Directors.
8. No person shall refuse a request from MFTHBA for the return of a Registration Certificate either before, after, or pending hearing to determine registration authenticity or for participation privileges in MFTHBA approved events. MFTHBA may retain possession of a certificate until resolution of the matter for which the return of the certificate was requested.
9. In the event of a horse's death, the owner shall notify the MFTHBA office. The MFTHBA office must be notified of date of death. Once notified, the official record in the MFTHBA office will note the horse is deceased.

## **Section 2. Eligibility of Recorded Horses**

- A. **Information Recorded:** Each entry into the MFTHBA Stud Book shall contain the registration number, specific markings and color of horse, sex, name of animal, date of birth, name and MFTHBA registration number of the sire, name and MFTHBA registration number of the dam, and name of owner of horse being registered. No more than two names shall be allowed concurrently as owners.
- B. **Stallion Breeding Report:**
  1. A Stallion Breeding Report shall be submitted to the MFTHBA office for each breeding stallion. Stallion Breeding Reports are due not later than the following January 15 of each year. This report shall include the registered name and registration number for each mare exposed to that stallion in the past calendar year. The Stallion Breeding Report serves as verification of information supplied on Registration Application.
  2. When a Stallion Breeding Report has been previously submitted for a specific year and the stallion is not used the following year, a report showing "blank or none" shall be furnished in line with the January 15 due date.
  3. Failure to submit a completed report by the due date will result in a late charge assessed the first day of each month following January 31. Such late charge is currently set at \$5 per month, up to a maximum charge of \$60.
- C. **Application for Registration:** A completed Application for Registration, along with applicable fees, must be submitted to the MFTHBA office for approval for entry into the MFTHBA Stud Book.
  1. The breeder of a horse shall be the owner or lessee of the mare at the time of service. Written notice of such lease, signed by the lessor, must be on file with MFTHBA at time of registration, in which event the Registration Certificate shall show the lessee as the breeder.
  2. Applications submitted for registrations shall include the completed Breeder's Certificate signed by the recorded owner of the sire and the recorded owner of the dam at time of service. However, in cases where the stallion or mare is leased and written notification of said lease signed by the owner is on file with MFTHBA at the time of registration, the lessee shall check the appropriate box and sign as lessee. Signature of owner of leased stallion or mare is not required when lease is on file in the MFTHBA office.
  3. It is recommended that all new applications be accompanied by good clear photos as indicated below. It is mandatory that all new applications for spotted horses be accompanied by good clear color photos as follows:

- a) One of each of the front and right side.
  - b) Two identical left side photos.
  - c) Horse image on the photos must be no larger than 2 1/2" high by 3" wide and must show complete head, trunk and legs.
- 4. The MFTHBA reserves the right to verify any or all information on registration materials submitted if deemed necessary, which may include DNA.
- 5. Whenever an Application for Registration is incomplete, and the applicant has been notified but failed to provide all of the information required by rules, the application shall be considered null and void after four (4) months has elapsed from date of receipt of the original application by the MFTHBA.
  - a) Registration fees submitted with an incomplete application are non- refundable.
  - b) Failure to remit the required registration fee shall be deemed as submitting an incomplete application.
- D. **DNA Required:** Any producing mare and all breeding stallions must be DNA tested before their offspring are eligible for registration.
  - 1. DNA kits must be obtained from the MFTHBA office. The kit fee includes cost of the kit plus processing costs.
  - 2. For members wanting parentage verification, the sire, dam and resulting foal must all be DNA typed.
  - 3. For horses born in 2007 or thereafter and subsequently DNA tested: Where the DNA type for that horse excludes either the horse's sire or the horse's dam as listed on the registration papers, the registration papers for the DNA tested horse (born 2007 or after) shall be declared null and void. The responsibility for any corrections shall rest with the owner.
  - 4. In cases where sire is deceased and only blood typing is available, the parentage of the foal/animal will be verified through blood typing at the applicant's expense.
  - 5. For persons supplying inaccurate breeding information for 2007 or after foals, or for those born 2007 or after which are sold to a buyer, and where subsequent DNA excludes either the sire of the foal or dam of the foal as listed on the Application for Registration or the Registration Certificate, the following shall govern:
    - a) The person owning the "excluded" parent at time of breeding of the mare shall be responsible to rectify the situation, and will be given a 90-day period to correct;
    - b) For a single instance, this individual will be given a 90-day period to rectify the situation, and will bear any costs associated with resolving the issue;
    - c) Upon a recurrence in the same or the following year, this individual will be subject to a fine of \$150 per occurrence, with no suspension of the fine;
    - d) Further violations of proper reporting practices in this connection will mandate a \$500 fine plus subject the individual to other sanctions as deemed appropriate by the Board of Directors, which may include but are not limited to, being barred from registering future foals and loss of membership privileges. Members who have foals born in 2007 or thereafter, and the foal's DNA report shows the dam or the sire as excluded, shall contact the MFTHBA office to obtain a written instruction sheet outlining steps which can be taken by the owner to rectify the situation.
- 6. **For DNA requirements for the Missouri Fox Trotting Pony Registry, MFTPR, see Section 9.**
- E. **Stallion Recording Fee:** A \$100 Recording Fee will be required on any stallion born in 2006 and after, prior to the registration of any offspring.
- F. **Horses Ineligible for Registration:** Horses with only one parent registered with MFTHBA are ineligible for registration.
- G. **Horses Age and Sex:**
  - 1. The age of a horse shall be computed on the basis of a calendar year starting on January 1 of the year foaled. It is a weanling during the calendar year in which it is foaled and a yearling during the first calendar year following its foaling date, regardless of the time of year foaled.

- a) For Show Purposes ONLY, foals born September 1 through December 31 are considered to fall in the following year. **This provision is not valid for MFTPR.**
2. The following designations are used for ages as shown:
  - a) A COLT is a male horse up to three years old.
  - b) A FILLY is a female horse up to three years old.
  - c) A FOAL is a colt (male) or filly (female) under one year old.
  - d) A MARE is a mature female horse.
  - e) A STALLION is a mature male horse.
  - f) A GELDING refers to any castrated male horse.

H. **Naming a Horse:**

1. Each horse for which Application for Registration is submitted must be given an acceptable name and one which does not conflict with or duplicate the name of any other horse registered with MFTHBA, either living or dead. Suffixes are not allowed to create a difference in name.
2. Names must be limited to 30 characters including spaces.
3. Name of a horse may be changed provided the horse has not sired or produced a foal or has a permanent show record at with the MFTHBA. An administrative fee will be charged for the change of name.
4. Punctuation may be added to existing Certificate of Registration. An administrative fee will be charged.

**Section 3. Types of Registration**

A. **Fillies or Colts:** Consistent with requirements outlined in Section 2, the following registrations may be issued by the MFTHBA for fillies or colts:

1. Blue Papered (Fourth Generation Foals): These are either fillies or colts that have the past three generations fully and permanently registered in the MFTHBA. Application and proper fee shall be sent into the MFTHBA office. Each fourth-generation foal is eligible for "Blue" registration papers which will be issued, except as noted in Gold Papers.
2. Brown Papered: Any filly or colt not considered Blue Papered eligible will fall into this category. Application and proper fee shall be sent in to the MFTHBA office. "Brown" registration papers will be issued, except as noted in Gold Papers.
3. Gold Papered (Parentage Verified): These are horses who have had parentage verified through DNA. This involves having both sire and dam DNA tested and "parentage not excluded" on the DNA results for the offspring. **A request for Gold Papers must accompany registration application.** For horses previously registered where an upgrade to Gold papers is requested, DNA for the sire and dam must show "parentage not excluded" for the subject horse. Gold papers may be issued under these conditions with payment of appropriate fee.
4. **See Section 9. D. for Types of Registration for MFTPR certificates for Missouri Fox Trotting Ponies.**

B. **Mares, Stallions and Geldings:**

1. Horses whose Registration Application is not filed within acceptable time limits for filly or colt registration may be registered later under the fee schedule for mare, stallion or gelding by making application to the MFTHBA office. Such application shall include a completed Application for Registration form and the appropriate registration fee.
2. When a horse is gelded subsequent to registration, such fact shall be reported to the MFTHBA. The registration certificate and a statement from the owner of record indicating the date of gelding should be forwarded to the MFTHBA office. The MFTHBA will make the appropriate notation on the registration records of the MFTHBA and on the Registration Certificate and return the certificate to the owner at no charge.

#### **Section 4. Artificial Insemination & Embryo Transfer**

A. **Artificial Insemination with Shipped Semen:** The following articles deal with artificial insemination resulting from shipped semen. Artificial insemination with semen collected on premises and used for breeding on premises is considered as “Natural Service” for registration purposes.

1. Applicant Responsibility: The applicant for registration of an artificially conceived animal assumes full responsibility for the accuracy of all information required by the MFTHBA on appropriate application forms for the issuance of a Certificate of Registration.
2. Breeding by the use of transported semen refers to any breeding by artificial insemination which takes place at a location other than the premises where the semen used was drawn from the stallion.
3. Extended, cooled or frozen semen will be allowed to be transported for use with registered mares. Frozen semen that has been frozen prior to the death or castration of the stallion may be utilized at any time at the discretion of the owner.
4. Stallion owners must obtain an application for semen transport permit from the MFTHBA, and Mare owners must obtain an application for mare permit from the MFTHBA before any offspring resulting from the artificial insemination breeding can be registered in the MFTHBA Stud Book. The permit will be issued to the current owner only after DNA testing has been completed at the MFTHBA authorized laboratory. This permit need not be renewed unless there is a change of ownership of the stallion or the mare. Permits are not transferable; if ownership changes, application must be made for a permit in the name of the new owner.
5. Stallion and Mare owners must comply with MFTHBA reporting procedures for each shipment of semen and each insemination.
6. The foal conceived by the use of transported semen must have its dam's and the foal's DNA on file with MFTHBA at the time of application for registration and must be qualified by DNA as the offspring of the sire and dam before registration certificate will be issued. This test must be completed at an MFTHBA authorized laboratory.

B. **Embryo Transfer:** MFTHBA accepts foals for registration produced by embryo transfer with the following requirements:

1. Mare owners must obtain an application for Embryo Transfer Mare from MFTHBA before transfer. The permit will be issued to the current owner. This permit need not be renewed unless there is a change of ownership of the stallion or the mare. Permits are not transferable; if ownership changes, application must be made for a permit in the name of the new owner.
2. DNA will be required on the donor mare, the stallion and the resulting offspring before the foal conceived through an embryo-transfer type breeding can be registered. For registration eligibility, foal DNA must not exclude either the dam or sire.
3. Designation is to be noted on registration papers that the foal was produced through embryo transfer, with similar notation on Certificate of Registration.

## Section 5. Color Guide

Some horses have several color patterns evident either visually or in their genetic makeup. Choose the color category which most accurately describes your horse. Look at the **bold** area of each color description. Your horse must fit that part of the description to be registered as that color. Should you need to further clarify subcategories of the color (when a computer code is not available) please do so in the markings details section. Because of past inaccuracies in color descriptions, prior registration papers do not necessarily reflect the correct color of parents, and the MFTHBA will try to work with members in establishing correctness from this point forward.

- BA: BAY – Red body with shades varying from light yellow tan to almost black. **Must have black points: mane, tail and legs.**  
Black Bay – Body almost black, or brown.  
Blood Bay – Body dark rich red color.
- BL: BLACK – Body, head, muzzle, flanks and legs composed of uniform black hairs.
- BD: BLACK DILUTE - Smoky Black – a black-appearing horse with a dilute parent (palomino, buckskin, cremello, perlino) that has the capability of producing 1) a palomino or buckskin when bred to chestnut, or 2) a cremello/perlino if bred to a palomino, buckskin or smoky black. Color can be verified through genetic testing.
- BN: BROWN – Body brown or black with light areas at muzzle, eyes, flank, inside upper legs; black mane and tail.
- BK: BUCKSKIN – **Non-linebacked** dilute color with yellow body. **Must have black or dark brown points: mane, tail and legs.**
- CP: CHAMPAGNE – A group of muted colors with underlying skin of pink or pale tan that may develop dark freckling on the genetalia and muzzle at maturity. Foals are born darker and get progressively lighter until maturity. Manes and tails vary from light flaxen to dark brown. **Must have blue, green or amber eyes and light skin, and should have a champagne parent.**  
Classic Champagne – Shades varying from pale brown to light faded black with grayish/green or lavender overtones and slightly darker self-colored points.  
Amber Champagne – Tan or yellow body with brown points.  
Gold Champagne – Gold body with white or flax/yellow points.  
Ivory Champagne – Cream/white body with cream or black points.
- CH: CHESTNUT – Dark liver color; never has totally black mane, tail or legs, but may have black hair in mane and tail; may also have flaxen mane and tail.
- PE: Perlino – Cream/white body with beige, brassy gold or rusty points, usually from palomino to buckskin or buckskin to buckskin matings (bay base). Must have blue eyes.
- CL: Cremello – Cream/white body with white mane and tail; usually from palomino to palomino, cremello to palomino, palomino to buckskin or palomino to smoky black matings (sorrel base). Must have blue eyes.
- CR: Smoky Cream – Cream/white body with rusty or red points, mane and tail; usually from smoky black to smoky black matings (black base). Must have blue eyes.
- DN: DUN – Any color body with visible **primitive markings which are darker than the body and include bars on legs, stripe down back, wither stripe, cobwebbing on head.** Darker points. Examples are bay dun, red dun, yellow dun and black/blue dun (grullo). Should have a dun parent.
- GR: GREY – Even mixture of white/silver and colored hairs overriding a darker base color. Usually born dark or solid colored (black, bay, chestnut, palomino, etc., which may be indicated in the markings section) and progressively getting lighter with age, especially on face (some may keep dark points, but most will eventually appear as almost white). Should have a grey parent.
- PA: PALOMINO – Light yellow to dark gold body, may have dapples, white mane and tail.  
ROAN – Any mixture of white and colored hair on the body in which the white hairs are **individually** scattered. The **head, mane, tail and lower legs** appear as solid colored and **darker** than the body. Should have a roan parent.
- BR: Blue Roan – Black horse with roaning.
- AR: Bay Roan – Bay horse with roaning.

- HR: Chestnut/Sorrel Roan – Chestnut/sorrel horse with roaning.
- PR: Palomino Roan – Palomino horse with roaning.
- SO: SORREL – Body color reddish or copper red; mane and tail usually same color as body, but may be flaxen.
- SD: SILVER DAPPLE – Dark chocolate to pale yellow body which may be dappled. Silver, flax, or white mane and tail, usually has a mix of dark hairs on legs. This color is only apparent on horses that are black, bay or buckskin since the gene only acts upon black hair to dilute (lighten) it. It can be carried by chestnut, sorrel and palomino, but is not visible.  
 Chocolate (Black) Silver Dapple – Light to dark chocolate body with flaxen, white or silver mane and tail; legs usually darker than body.  
 Red (Bay) Silver Dapple – Red body with flaxen, white or silver mane and tail; legs usually darker than body.  
 Yellow (Buckskin) Silver Dapple – Yellow body with flaxen, white or silver mane and tail; legs usually darker than body.
- WH: WHITE – Dominant color gene which produces a white bodied horse with pink skin and dark eyes. Dominant white horses have a white parent and produce white offspring 50% of the time when bred to dark colors and 100% of the time when bred to another dominant white. This color should not be confused with Gray. The color is rare within the breed.
- SP: SPOTTED – Colored with white spots; white with colored spots. Beginning in 1995, the Temporary Application for Registration for a spotted foal must have two (2) identical prints of a picture showing the left side view of the horse plus one (1) right side view submitted with the registration application. Picture must fit in 2-1/2" high x 3" wide space. Good sharp pictures are required, and no Polaroid's or slides will be accepted. If horse is not spotted on the left side, send two (2) additional identical photos of the right side to show spotted pattern. **More than one spotted gene can be present on an individual – use the most evident.** Please indicate both body color and spotting pattern.
- T: Tobiano – Body any solid color with white spots and white legs. Spots are regular and rounded with even borders and usually cross over the back between the ears and the tail. **All spotted horses registered as tobiano must have one spotted parent or verify parentage through DNA.**
- S: Splashed White Overo – Large white spotting usually comes up from the belly, looking as though paint has splashed up from below, and does not cross over the back; usually lots of white on head, and may have blue eyes.
- F: Frame Overo – Solid color topline, usually with dark legs. White patches are normally on the side of the body and are “framed” by the dark areas. May have blue eyes. NOTE: Frame to frame breeding can result in lethal white foals.  
**SABINO** – White lacey patches, especially on the barrel, face and legs; and scattered white hair throughout the coat that appears roan-like. **DOES NOT have the solid color head and legs of a true roan.** Body, mane and tail may be any color (black, bay, chestnut, palomino, etc.); usually have high white jagged-edged stockings that are higher on the front of the leg. **May be so minimal as to only have a white spot on the chin, or so maximum as to appear totally white;** parents may not exhibit any of the characteristics. Usually have dark eyes. Medicine Hats and War Bonnets usually fall in this category.
- CS: Chestnut/sorrel sabino
- SB: Black sabino
- SA: Bay sabino
- SP: Palomino sabino
- SK: Buckskin sabino
- SW: White sabino
- TVO: Tovero – Combination of tobiano and overo characteristics.

## **Section 6. Transfer of Ownership**

- A. Every change in record ownership must be recorded at the MFTHBA office. For the purposes of this section, the record owner shall be deemed to be that established by the original certificate of registration issued upon the original application for registration, or if a change of record ownership has been registered with the MFTHBA, then the record owners shall be the owner under the last certificate of registration issued by the MFTHBA. Before a change in record ownership shall be recorded and a new transfer entered, the following rules shall be complied with by the buyer.
- B. The established fee for transfer shall be paid to the MFTHBA office. Please refer to the Fee Schedule, as shown in Section 8 of Rules and Regulations of Registration.
- C. A registration certificate properly completed showing change of ownership shall be presented to the MFTHBA, duly signed by the recorded owner, or an authorized agent. In the event the recorded owner is deceased, a transfer may be signed by legally authorized party or parties in accordance with policies established by the Board of Directors.
  - 1. Authorized signatures:
    - a) MFTHBA will recognize the signature of an individual shown as the single owner of the horse if such owner is named on the horse's current registration certificate.
    - b) MFTHBA will recognize and require the signature of each of the joint owners of the horse named on the horse's current registration certificate. **Exception:** In the case of joint ownership, MFTHBA will recognize the signature of any single named owner on the horse's current registration certificate, when the registration certificate designates "or" between the registered joint owners' names.
    - c) MFTHBA will recognize and require the signature of each partner when a partnership is named on the horse's current registration certificate.
    - d) If any owners, as stated in items b and c above wish to authorize the MFTHBA to recognize and permit the signature by any single named owner on the horse's current registration certificate, all joint owners or partners must file with the MFTHBA a written agreement to that effect, specifying horse's name and registration number and signed by all joint owners or partners.
    - e) When written authorization of agency has been filed in the MFTHBA's office (on a form furnished by the MFTHBA), the MFTHBA will accept the signature of an authorized agent as sufficient to complete the transfer. Written authorization of agency must be signed both by the record owner(s) on the horse's current registration certificate and the person authorized as agent to sign for transfer.
- D. **Seller's Responsibility:** The seller does not pay the transfer fee. The seller shall not be responsible for any membership fees due from buyer. The seller (owner at the time of sale) shall have the responsibility for completion of the written transfer in entirety and furnishing the actual certificate of registration to the buyer. The seller shall endorse, date and complete the new owner's name and address on the certificate before giving it to the buyer.
  - 1. The seller may complete the MFTHBA transfer report form available from the MFTHBA office and on the MFTHBA web site in order to facilitate transfer filing. The form must be completed in its entirety and submitted by the seller to the MFTHBA office. MFTHBA office will mark the horse's ownership as pending until additional required paperwork and fees are received from the buyer.
- E. **Buyer's Responsibility:** It shall be the responsibility of the buyer to forward the properly signed certificate of registration along with applicable transfer fees to the MFTHBA. MFTHBA is not considered a part of details of understanding or contractual obligations or agreement between buyer and seller in regard to fees or transfer for horses. The written transfer should be submitted within 30 days of the sale date.
  - 1. Non-Members: may transfer record of ownership at the cost of \$60.00. Should the buyer wish to become a member, it will be the buyer's responsibility to fulfill membership requirements.
  - 2. It is recommended that the buyer fill out the MFTHBA Transfer Report form available from the MFTHBA office and on the official web site in order to facilitate transfer filing. The Transfer Report form should be submitted along with the certificate of registration and transfer fee.

The Transfer Report form is not required, but its use will assist the registry in quick completion of the transaction.

- F. **Transfer from the estate of a deceased person:** In the event of the death of a transferor, the MFTHBA requires that there shall be filed in its office all papers and documents necessary to show that the person requesting transfer is legally authorized and entitled to request such transfer.
- G. **Incomplete applications for transfer:** Whenever an application for transfer is incomplete, and the applicant has failed to provide all of the information required within four (4) months of the date the application was received by the MFTHBA, such application shall be considered null and void.
  - 1. Transfer fees submitted with an incomplete application are non-refundable.
  - 2. Failure to remit the required transfer fee shall be deemed as submitting an incomplete application.
- H. **Responsibility for legal title:** A transfer of registration entered on an application or a Certificate of Registration, on the records of the MFTHBA shall not be construed as the conveyance of legal title by the MFTHBA. The MFTHBA shall in no way be involved in or assume liability for the purchase, sale, or terms of sale of registered animals, or the passage of legal title thereto.
- I. **Misrepresentation or fraud:**
  - 1. If an animal's registration has been transferred through misrepresentation or fraud, the Board of Directors may declare such transfer null and void together with any registrations of purported descendants of the animal which may have been recorded during the period of such misrepresented or fraudulent transfer.
  - 2. A transfer application, upon which the date of transfer has been fallaciously entered for the purpose of complying by technicality or evasion with the ownership requirements of the rules, standards and policies of the MFTHBA, shall be null and void.
  - 3. When a transfer of registration has been obtained by means of misrepresentation or fraud, the Board of Directors may take appropriate action as provided by the rules, standards and policies of the MFTHBA and may refuse to receive subsequent applications of any kind signed by any person or persons implicated in said misrepresentation or fraud. Additional penalties may apply. Please refer to the Fee Schedule as shown in Section 8 of Rules and Regulations of Registration.

## **Section 7. Registry Liability Disclaimer**

- A. The MFTHBA, its directors, officers, members of committees, employees, representatives and agents will attempt to obtain true and complete information in connection with registration of horses and transfers of registration certificates, hearings and all other matters relating to registry activities.
- B. Except for proven intentional wrongdoing, neither the registry nor any individual serving a capacity mentioned above will be liable in any way, whether in damages or otherwise, for the issuance of any certificates of registration, for the transfer of any certificate registration, for the refusal to transfer any certificate of registration, for the refusal to issue a certificate of registration, for the issuance of any pedigree statements, for the cancellation of any certificate of registration, for any disciplinary proceeding brought against or penalties imposed on any member or other person or for any other act or omission done or omitted by or on the behalf of the MFTHBA.
- C. Signature Authenticity: While reasonable effort shall be made to ascertain the authenticity of signatures on transfer applications, the MFTHBA shall not guarantee the authenticity of signatures on the application nor shall it be liable for any damages of any kind whatsoever that may result from any false, fraudulent or forged signatures.
- D. Errors in registrations or transfers committed by the MFTHBA shall be corrected free of charge. Errors committed by applicants for registrations or transfers shall be corrected for fees as established by the Board of Directors.



| <b>Section 8. <u>Fee Schedule</u></b>                                                             | <b><u>Members</u></b> | <b><u>Non-Member</u></b> |
|---------------------------------------------------------------------------------------------------|-----------------------|--------------------------|
| <b>A. <u>Memberships</u></b>                                                                      |                       |                          |
| Lifetime Membership                                                                               | 500.00                |                          |
| Annual Membership:                                                                                |                       |                          |
| Individual                                                                                        | 40.00                 |                          |
| Corporate                                                                                         | 50.00                 |                          |
| Junior                                                                                            | 30.00                 |                          |
| Youth                                                                                             | 15.00                 |                          |
| <b>B. <u>Registrations</u></b>                                                                    |                       |                          |
| <b><u>Missouri Fox Trotting Horse Breed Association Registry</u></b>                              |                       |                          |
| Registration, colt or filly, birth through 6 months                                               | 20.00                 | 60.00                    |
| 7 months through 12 months                                                                        | 24.00                 | 64.00                    |
| 13 months through 17 months, \$10 per month<br>late fee added to 7-12 month registration fee      |                       |                          |
| 18 months or older will require registration fee<br>equal to that for a mare, stallion or gelding |                       |                          |
| Mare registration                                                                                 | 100.00                | 140.00                   |
| Stallion registration                                                                             | 200.00                | 240.00                   |
| Gelding registration                                                                              | 65.00                 | 105.00                   |
| AI Conceived Foal Registration                                                                    | 25.00                 | 65.00                    |
| ET Conceived Foal Registration                                                                    | 25.00                 | 65.00                    |
| <b><u>Missouri Fox Trotting Pony Registry:</u></b>                                                |                       |                          |
| Registration Tentative                                                                            | 20.00                 | 60.00                    |
| Registration Tentative to Permanent                                                               | 20.00                 | 60.00                    |
| Registration Permanent                                                                            | 50.00                 | 90.00                    |
| Inspection Under Saddle, Inspection Fee                                                           | Free                  | 40.00                    |
| AI Conceived Foal Registration - Tentative                                                        | 25.00                 | 65.00                    |
| AI Conceived Foal Registration – Tentative to Permanent                                           | 25.00                 | 65.00                    |
| AI Conceived Foal Registration – Permanent                                                        | 55.00                 | 105.00                   |
| ET Conceived Foal Registration - Tentative                                                        | 25.00                 | 65.00                    |
| ET Conceived Foal Registration – Tentative to Permanent                                           | 25.00                 | 65.00                    |
| ET Conceived Foal Registration – Permanent                                                        | 55.00                 | 105.00                   |
| <b>C. <u>Registration Services</u></b>                                                            |                       |                          |
| Duplicate Registration Certificate, with affidavit                                                | 20.00                 | 60.00                    |
| Markings Change, with affidavit & photos                                                          | 20.00                 | 60.00                    |
| Pedigree Change, with affidavit                                                                   | 20.00                 | 60.00                    |
| Color Change, with affidavit & photos                                                             | 10.00                 | 50.00                    |
| Name Change, with affidavit                                                                       | 50.00                 | 90.00                    |
| Recording Fee, stallions born 2006 or after                                                       | 100.00                | 140.00                   |
| <b>D. <u>Transfers</u></b>                                                                        |                       |                          |
| Transfer of ownership                                                                             | 20.00                 | 60.00                    |
| <b>E. <u>Artificial Insemination, Embryo Transfer Breeding Permits &amp; DNA Typing</u></b>       |                       |                          |
| AI-ET Stallion permit – Non-transferable                                                          | 100.00                | 140.00                   |
| AI Mare Permit – Non-transferable                                                                 | 50.00                 | 90.00                    |
| ET Mare Permit – Non-transferable                                                                 | 50.00                 | 90.00                    |
| DNA Typing – includes kit and processing cost                                                     | 50.00                 | 90.00                    |

## **Section 9: Missouri Fox Trotting Pony Registry**

The MFTHBA Board of Directors recognized the need for a registry specifically to register and record the pedigree of Fox-Trotting Horses whose height is more than 44 inches and less than 56 inches. In June 2004 such a registry was started under the umbrella of the MFTHBA. Requirements and Policies for Registration, Eligibility, Artificial Insemination & Embryo Transfer, Applications and Certificates, Categories of Registration Types, Transfers, and Color Guide will be found under “200 Rules & Regulations of Registration.” The Fee Schedule is in Section 8 of those rules.

Except as set forth below, MFTHBA Rules and Regulations of Registration apply to the Missouri Fox Trotting Pony Registry.

### **A. Official Registration Records of MFTPR shall be known as the MFTPR Stud Book:**

1. MFTPR Stud Book: Such records are maintained in consecutive number form at the MFTHBA/MFTPR office in Ava, Missouri. A record can be placed into the MFTPR Stud Book only through a completed and approved Application for Registration. This form may be obtained from the MFTHBA or MFTPR website. Registration procedures for MFTPR are as shown for the parent organization, MFTHBA, except as set forth in the following rules.
2. Eligibility of Recorded Horses and Information Recorded: Each entry into the MFTPR Stud Book shall contain:
  - a) the registration number, specific markings and color of horse, sex, name of animal, and date of birth.
  - b) sire's name, breed and registration number, if any and name of sire's owner.
  - c) dam's name breed and registration number, if any and name of dam's owner.

### **B. DNA Required:**

1. All foals born prior to 2005 shall be required to have DNA on file before registration may be completed. All horses born in 2005 and thereafter shall be required to be parent verified by DNA before registration can be completed. No foal shall be eligible for registration whose DNA shows “excluded” regarding relationship to DNA of the parent. DNA kits, along with instructions, may only be obtained from the MFTHBA/MFTPR National Office. The DNA Kit Fee includes the cost of the kit and the processing. Refer to Fee Schedule in Section 8.
2. Horses whose DNA type excludes either sire or dam as listed on the registration papers, said papers shall be declared null and void. The expense for correction of papers shall rest with the owner.

### **C. Age of Horse:**

The age of a horse shall be computed on the basis of a calendar year starting on January 1 of the year foaled. It is a weanling during the calendar year in which foaled and a yearling during the first calendar year following its foaling date, regardless of the time of the year it was foaled. The Fall Foaling Rule for shows does not apply to the MFTPR registry.

### **D. Types of Registration:**

1. Tentative Registry: A horse of this category includes horses from foaling to the age of 5 and does not require an inspection. However, gait inspection may be performed at any time from the age of 2 to 5 years. Height inspection may not be performed until the age of 5. Horse must have at least one permanent MFTHBA-registered parent or two MFTPR-registered parents, one of whom must be permanently registered. Registration application, including breeder's certificate, copy of registration papers other than MFTPR, and proper fee may be sent to the MFTPR office. Tentative registration will expire 6 months after the horse's 5th birthday.

2. Permanent Registry: A horse of this category requires a height inspection by a veterinarian. Horse must be more than 44 inches and less than 56 inches in height at the withers and must be 5 years old or older. If not previously registered and inspected for gait under the Tentative Registry, horse must be inspected for gait and exhibit a foxtrot. Once positive inspection has been completed, registration application, copy of registration papers other than MFTPR if any, inspection form, and proper fee may be sent to the MFTHBA/MFTPR office.
  - a) In the event that a horse tentatively registered with the MFTPR but is over or under the specified height requirements at 5 years of age but has met all other requirements for permanent registration, the owner of record may file to receive green color papers. This must be done prior to the expiration of the tentative registration. MFTPR registered ponies with green papers may be used for breeding stock.
3. Inspection: Gait Inspection will require exhibition of the fox trot gait in videotape form. Gait inspection may be performed at any time from the age of 2 to 5. Inspection is to be performed by MFTHBA Board of Directors at the MFTHBA/MFTPR office. A video for inspection must be mailed to the MFTHBA/MFTPR office with either a tentative registry application, including breeder certificate, or tentative registration papers, plus the proper registration fee. Height inspection will require measurement of more than 44 inches and less than 56 inches at the withers and must be performed by a licensed veterinarian and veterinarian certification placed on file in the MFTHBA/MFTPR office. Height inspections may not be performed until the age of 5. It is not necessary that both inspections be done at the same time.
  - a) Gait inspection will not be required on horses of this category also permanently registered with the MFTHBA.

## **300 - Rules for Membership**

Membership in the Missouri Fox Trotting Horse Breed Association is a privilege, not a right; and as such, MFTHBA members are to be governed and act in accordance with the Bylaws, Rules, Standards and Policies of the MFTHBA.

### **Section 1. Membership Categories and Eligibility**

- A. Memberships shall be of five categories: Lifetime, Individual, Junior, Youth and Corporate. Application for membership shall be made under procedures prescribed by the MFTHBA Board of Directors, and all applicants for membership shall file written application in such form as the Board of Directors shall determine. Ownership of a horse is not a requirement for membership. Lifetime, Individual, Junior and Youth Memberships are issued on an individual basis and are not transferable.
1. **Lifetime Membership** is for persons 18 years of age or older as of January 1 of the current year and will include all privileges and rights of membership including but not limited to voting, holding office, serving on committees, and participating in MFTHBA sponsored or sanctioned events. Lifetime Membership is available for a one-time fee as specified in the Fee Schedule. Note: A group of Lifetime Members not meeting the age requirement was grandfathered by vote of the Board of Directors in 2008 to retain voting rights in general or special elections. No other variances are to be authorized.
  2. **Individual Membership** is for persons 18 years of age or older as of January 1 of the current year and will include all privileges and rights of membership including but not limited to voting, holding office, serving on committees, and participating in MFTHBA sponsored or sanctioned events. Individual membership is available for an annual fee as specified in the Fee Schedule.
  3. **Junior Membership** is for persons 18 to 20 years of age as of January 1 of the current year and will include all privileges and rights of membership including but not limited to voting, holding office, serving on committees, and participating in MFTHBA sponsored or sanctioned events. Individual membership is available for an annual fee as specified in the Fee Schedule.
  4. **Youth Membership** is for young persons 17 years of age and under as of January 1 of the current year and is limited in its privileges. Membership in the MFTHBA entitles youth members the privileges of Individual membership with the exception of voting in general or special elections, holding MFTHBA offices or committee assignments. Youth, by joining the MFTHBA, are additionally granted full membership in the Missouri Fox Trotting Horse Breed Youth Association (MFTHBYA), which entitles those members the privileges of participating in youth activities. Youth Membership is available for an annual fee as specified in the Fee Schedule. See Section 4 of this rule for further description of this program.
  5. **Corporate Membership** is available for an annual fee as specified in the Fee Schedule. Corporate Membership will include all privileges and rights of membership including but not limited to voting, holding office, serving on committees, and participating in MFTHBA sponsored or sanctioned events with the following stipulations:
    - a) Corporate membership shall be entitled to one vote;
    - b) Corporation's official name, officers, and parties authorized to sign documents or conduct business for the corporation must be on file in the MFTHBA office by January 1 of each year;
    - c) It is the corporation's responsibility to keep MFTHBA informed of authorized parties conducting business for the corporation.
- B. Members shall maintain their membership in good standing in order to avail themselves of the privileges and rights of membership. They shall not be deemed members in good standing when their membership has been suspended or membership termination has been imposed by the Board of Directors. Members in good standing are required to maintain and keep current their financial obligations to MFTHBA, including payment for any purchases, services or assessments, surcharges, or for fines or penalties levied against a member.

- C. Membership may be terminated or application for membership may be rejected by the Board of Directors for cause determined detrimental to the interests of MFTHBA, its programs, policies, objectives and harmonious relationship of its members, as a result of a Board vote of two-thirds or more of the Board members. Procedures for termination of membership or rejection of membership application are covered under the provisions of the Violations section of this Handbook.

## **Section 2. Membership Responsibilities, Obligations and Agreements**

- A. Every member, by joining the MFTHBA, agrees to abide by the following:
1. To be governed and act in accordance with the Bylaws, Rules, Standards and Policies of the MFTHBA.
  2. To respect that the Board of Directors, comprised of the Officers and Directors elected by the membership or appointed to fill a vacancy, represents the bod within the MFTHBA to make decisions and take actions on the part of the membership, and as such are the final authority within the MFTHBA.
  3. In the event of an issue unresolved within the MFTHBA, the member agrees that he or she will not commence any action, whether in law or equity against MFTHBA in any court other than those State courts located in Douglas County, Missouri, and/or Federal Court in the State of Missouri. If unsuccessful in an attempt to overturn MFTHBA decisions or actions, or Bylaws, Rules, Standards or Policies, the member agrees to reimburse MFTHBA for MFTHBA's attorneys' fees, court costs and other expenses in defense of such suit.

## **Section 3. Proprietary Information, Documents and Photography**

- A. Members of MFTHBA have a duty to preserve the pedigree registry, membership information, performance records and other documented evidence of the MFTHBA's business and history, all of which are the property of MFTHBA. This includes MFTHBA electronic data made available to members via the MFTHBA website or other access.
1. Information from the registry is to be for the private use of the individual member, including advertising or promotion; any other proposed use must be submitted to and approved by the Board of Directors for a specific purpose. It is the duty of such member to use such data only for the purpose for which MFTHBA granted conditional license.
  2. Information used for commercial purposes must have the approval of the Board of Directors, and such data used only for the purpose for which MFTHBA granted conditional license.
  3. Publication of data for which conditional license was granted shall carry the following source designation: "This information was provided by the Missouri Fox Trotting Horse Breed Association from its official records." Any use other than for the stated purpose shall make the member liable for actions shown under the provisions of the Violations section of this Handbook.
  4. Members shall grant MFTHBA and the MFTHBA Hall of Fame an automatic release to use any photograph or other form of likeness reproduction of a member or event participant. This includes the horse owner, their horses, exhibitors, and registered equine names to promote MFTHBA's objectives and activities. This also includes use by third parties with authorization from MFTHBA.

## **Section 4. Affiliated Organizations**

The following outlines the affiliated organizations operating under the parent umbrella of the MFTHBA and information regarding these units.

- A. **Missouri Fox Trotting Horse Breed Youth Association (MFTHBYA)**. MFTHBYA Membership provides for a full-fledged program for young people who love the Fox Trotting Horse. Youth, 17 years of age or under as of January 1 of the current year, may participate. Ownership of a horse is not a requirement. Purpose of the program is to emphasize good horsemanship and provide recognition for those youth who show initiative and interest in owning, showing, riding, raising or maintaining Missouri Fox Trotting horses. This program will be governed by all the rules and regulations adopted by the MFTHBA. Therefore, each young person has an equal opportunity to achieve his or her highest potential.

The MFTHBYA program is designed to be used on the Affiliate Chapter level. Each chapter must have an individual who is responsible for the youth program.

1. **Membership:** The annual membership fee as set forth (see Fee Schedule) entitles the youth member to receive information about the organization and participate in youth activities. This includes voting for youth officers as well as running for office.
2. **Advisory Committees:**
  - a) The National Youth Advisory Committee consists of adult members including a Chairperson who shall be appointed by the Board of Directors. In addition, there will be one MFTHBA Board member assigned to be a Board representative of the National Youth Advisory Committee.
  - b) The National Youth Committee consists of youth members. Youth may be appointed by the Advisory Committee or by the Board of Directors. The officers for youth committees may include the president, vice-president, secretary-treasurer, and six members serving as chairmen of the following groups: shows, journalism, points and awards, programs, fund raising, and scholarship. The election for youth president, vice-president and secretary-treasurer may be held at the Show & Celebration for the twelve (12) month term. The National Youth Committee officers may each serve one year. This youth position may be elected for up to three terms. The youth appointed committees can be appointed for one year. The youth president is responsible for filling the youth committee chair positions by election or appointment.
  - c) Both committees may meet in February, June and September. Additional meetings may be called as needed.
3. **MFTHBYA Rules and Regulations:**
  - a) A youth must be a member in good standing of the MFTHBYA.
  - b) Horses used must be registered Missouri Fox Trotting horses.
  - c) Stallions are prohibited in all youth classes ***and showing of a stallion by a youth in any other class is also prohibited*** with the exception of a weanling *colt* in Weanling Model or a weanling *colt* in "In Hand Trail" classes.
  - d) All participants in MFTHBA-approved shows or other MFTHBA-approved events are subject to the Bylaws and Rules of the MFTHBA. Emphasis is placed on participants showing, maintaining and exhibiting a horse they have worked with in the calendar year.
  - e) Any problem or grievance should be handled at the Affiliate Chapter level. If this is not possible, the National Youth Advisory Committee will make a ruling.  
**Ultimately, the MFTHBA Board of Directors is responsible for resolution of any problem or grievance.**
  - f) MFTHBYA **has** the right to amend these rules as long as:
    - 1) amendments comply with MFTHBA rules
    - 2) **receive approval from the MFTHBA Board of Directors.** Youth will be notified of changes by The Journal, their Youth Director, or by attending a youth meeting at either the Three-Year-Old Futurity/Spring Show or the Show & Celebration held in Ava, MO.
4. **Activities:**
  - a) **MFTHBYA Current Scholarship Award:** Compete for scholarship awards through submission of youth achievements and accomplishments.
  - b) **Ambassador Program:** Coordinated through the Affiliates.
  - c) **All Star Program:** Compete for All Star Titles.
5. **Affiliate Support:** In support of the MFTHBYA, Affiliates are requested to report on their program for youth functions, opportunities for youth to serve, and promotion of youth activities. This should be included in the Affiliate's Annual Report to the Board and receive special recognition when Youth programs are being effectively administered.

- B. MFTHBA Affiliates:** Affiliates are formed by local, state or regional groups through application for recognition and approval of the MFTHBA Board of Directors. The MFTHBA encourages and supports Affiliate participation in equine events as a means to promote our Missouri Fox Trotting Horse. In order to qualify for Affiliate status, the following initial guidelines must be met and maintained:
1. To receive Affiliate status recognition by the MFTHBA Board of Directors, the completed application form and application fee must be presented to the MFTHBA office (see Fee Schedule):
    - a. The application fee will serve as the annual dues for the affiliate's first year.
  2. The MFTHBA requires each affiliate to actively promote the Missouri Fox Trotting Horse and the MFTHBA.
  3. Affiliate individual memberships must be paid by February 15th of each year. Annual reporting of paid memberships and any dues to the MFTHBA, based on affiliate level (Platinum, Gold, Silver, Bronze or Iron), must be made by March 1st of each year in order to receive any affiliate benefits from the MFTHBA.
    - a. Annual affiliate dues must be paid by March 1 (see Fee Schedule)
    - b. A "grace period" of 2 months will be provided allowing an affiliate to move up to the next affiliate level, after the March 1st deadline, as long as the annual dues and reports were submitted on time and additional affiliate dues are submitted by May 1st.
  4. All affiliate officers must be current members of the MFTHBA. The MFTHBA requires that affiliates report a list of new officers each year as elections are held, including date and location.
  5. The Official Rules, Standards, and Policies Book of the MFTHBA must be followed by each affiliate.
  6. Each affiliate is encouraged to present a yearly report to the MFTHBA board, through their elected representatives.
  7. Each affiliate should actively encourage and promote the formation of a Youth Horsemanship Program for Missouri Fox Trotters in their area.
  8. Each affiliate agrees to keep records and supply those records, upon request, to the MFTHBA board.
  9. The leadership of each affiliate is strongly encouraged to become educated on the MFTHBA member benefits and to educate their members regarding those benefits.
  10. Each affiliate is encouraged to host at least one National Trail Ride each year.
  11. The MFTHBA Board reserves the right to reject any affiliate application or to revoke any affiliate charter.
  12. Each affiliate must meet and maintain the criteria of their affiliate level (Platinum, Gold, Silver, Bronze, or Iron). Affiliate level criteria will be available on the MFTHBA website.

As an added benefit, when available, complimentary space is available in the Journal to promote affiliate activities. In addition, announcements of Affiliate-sponsored trail rides, clinics, shows, youth activities and other events are sought for publication on the MFTHBA website. Affiliate-sponsored horse show event placings may also be posted on the MFTHBA website.

## **400 - Meetings & Board of Directors Procedures**

**Section 1. Meetings:** As set forth in Article V of the MFTHBA Bylaws, the following described meetings of the members and meetings of the Board of Directors:

**A. Meetings of Members** include both Annual and Special meetings.

1. The Annual meeting is scheduled in October, or other date as set by the Board, and is for the purpose of announcing election results, plus transaction of such other business as may come before the meeting.
2. A Special meeting may be called by:
  - a) the President of the MFTHBA
  - b) three or more of the Directors
  - c) application to the Secretary-Treasurer by either 10% of the members or 25% of the ballots cast in the previous election, whichever is the lesser number.
3. A Special meeting must be held within 45 days of the date of petition qualification.
4. Notice of such Special meeting is to be given in line with the specifics outlined in the Bylaws, per Article V, Section 1. C.
5. Quorum:
  - a) Five percent of the members in person shall constitute a quorum at any meeting other than the annual meeting.
  - b) At the Annual meeting, the number of returned ballots shall constitute a quorum.

**B. Meetings of the Board of Directors:** All meetings of the Board of Directors are open to all officers' and directors' attendance in person, but in the event this is not a prudent course of action for persons residing some distance away from the meeting location, or for some other valid reason, teleconferencing or other technological means of participation will be available for their use. This means will serve as the Board member being present at the meeting. All members in good standing can attend the meetings of the Board as spectators.

1. A regular Annual meeting of the Board of Directors may be held without other notice than by the Bylaws and this rule, to commence immediately after and at the same date and place of the Annual meeting of the members.
2. Other meetings of the Board of Directors shall be provided as regular meetings at stated times and places and shall occur as a minimum on a quarterly basis. A public announcement of the upcoming meeting will serve as notice of the meeting.
3. Special meetings of the Board of Directors shall be called by, or at the request of the President, or three or more of the directors. Notice of at least seven (7) days shall be given by telephone, written or email to each director.
4. Quorum: A majority of the Board of Directors shall constitute a quorum for the transaction of any business. When less than a quorum is present, a majority of the directors' present may adjourn the meeting.
5. During the 12-month period between elections, in addition to other meetings, there will be two (2) meetings scheduled at dates and locations to be determined where all officers' and directors' personal attendance will be requested.
6. A Board member must attend two (2) meeting in person per year and any Board member that misses three (3) consecutive regular scheduled Board meetings in person or by phone, without an excused absence from the President, Vice President, Secretary/Treasurer or majority of the Board will be removed from their position.

**C. Waiver of Notice:** Article V, Section 3 of the Bylaws specifies the terms and condition of such waivers, and members should be governed accordingly.

**D. Action without Meeting:** Action required or permitted to be taken at a Board of Directors meeting may be taken without a meeting if the action is presented to and taken by all members of the Board. The action must be evidenced by one or more written consents describing the action taken,



and signed by hand or electronically by each director, and included in the minutes filed with corporate records reflecting the action taken. A two-thirds majority vote is required for passage of the proposed action.

- E. Records:** In compliance with the requirements of the Missouri Nonprofit Law, the MFTHBA shall keep as permanent records:
1. minutes of all meetings of its members and Board of Directors
  2. a record of all actions taken by the members or Directors without a meeting
  3. a record of all actions taken by committees comprised of the Board of Directors and members established or authorized under the provisions of Section 355.406 of that law.
  4. Such records shall be in written form or in another form capable of conversion into written form within a reasonable time.

**Section 2. Board of Directors Procedures:** Proposed rule-making procedures, a conduct policy for Board members as a standard and outlines for holding executive sessions and workshops follow in this section.

- A. Proposed Rule Adoptions, Changes and Revocations** will be handled in such manner that the membership will have adequate knowledge of the proposal and sufficient time in which to voice their opinions. The exception to this policy is when bona fide safety or legal issues are such that it is necessary to protect the membership and/or horses, as warranted.
1. Proposed changes to the rules are to be presented in writing to the Board of Directors, accompanied by a detailed statement of benefit to members of the MFTHBA.
  2. A motion to progress the proposal for consideration is to be made and seconded, after which the Board will vote to approve further consideration or disapprove the motion.
  3. Upon approval of the motion, the proposed change or changes will be published on the MFTHBA website, a minimum of 60 days prior to the Board meeting at which the proposed change will be placed on the meeting agenda. This will allow for membership input to the Board for their consideration.
  4. The proposed change in the form of an agenda item will be brought up for discussion and any amendments which are felt to be warranted, after which a motion to approve or to disapprove the proposal will be requested, made and seconded. A vote of the Board requires a simple majority to enact or deny the proposed change.
  5. Any rule adopted, changed or revoked will become effective the following January 1, with the exception of a safety or legal issue which requires being enacted immediately.
- B. Standard of Conduct for Board Members:** Following are general principles each Board member should use to evaluate their conduct in meeting responsibilities to the MFTHBA, the general membership, and to fellow Board members. The ultimate success of the MFTHBA and its programs depends to a large degree on the sound judgment and unbiased attitude of the select few who comprise its Board of Directors.
1. Attendance: A Board member shall attend and fully participate in called meetings to exercise the individual responsibility of his or her position. Attending is also construed to mean attendance through electronic means.
  2. Conflict of Interest: A Board member shall avoid a business or personal situation having a potential for conflict or appearance of conflict, with their responsibilities to MFTHBA, or which could tend to compromise their primary duty to further the purposes and policies of MFTHBA.
  3. Self-Interest: A Board member shall refrain from the use of MFTHBA, its personnel or property to further their own purposes or business gain and shall avoid situations or receipts of benefits which hint of favoritism.
  4. Confidentiality: A Board member may not divulge to any third-party information regarding confidential MFTHBA registration, membership information, executive session discussions, personnel matters and similar matters of sensitivity to MFTHBA operations. Copies of minutes of meetings of the Board of Directors and its committees may be circulated to other persons

unless they contain any such confidential information, in which case such minutes must remain confidential.

5. **Opposing Points of View:** A member will endeavor to foster harmonious relationships with other members by frank and good-faith discussions in meetings, and at all times be open minded, recognizing that expression of an opposing viewpoint is often healthy to ultimate decision making.
6. **Pending Litigation:** To coordinate MFTHBA's approach to the case, a Board member shall avoid individual discussion with a litigant or third parties concerning any litigation pending against the MFTHBA but shall refer all inquiry to the entire Board of Directors or to the MFTHBA attorney.
7. **Judging an MFTHBA-Sponsored Show:** While serving on the MFTHBA Board of Directors, a director shall not judge the National and/or World Show.
8. **No one or no group,** regardless of organizational designation, shall represent themselves as an MFTHBA spokesperson without prior approval of the MFTHBA Board of Directors. This shall include but not be limited to printed and/or electronically transmitted material.

**C. Executive Session:** An executive session is any meeting or part of a meeting of the MFTHBA Board of Directors that is closed to any person or persons for deliberation on certain matters. The MFTHBA Board of Directors may hold an executive session during any meeting in accordance with the following guidelines and procedures:

1. Executive session may be held for deliberation concerning the following matters:
  - a) Employment of MFTHBA officers and others, including but not limited to evaluations, negotiations and complaints.
  - b) At the request of the MFTHBA Secretary-Treasurer to discuss any MFTHBA personnel matter.
  - c) Complaints involving any member of the Board of Directors.
  - d) Disciplinary hearing involving a member or non-member.
  - e) Negotiations involving MFTHBA commercial activities.
  - f) Pending, threatened or possible litigation.
2. Executive session may be called as follows:
  - a) The MFTHBA President, at his/her discretion, has the right to call an executive session and shall cite the appropriate purpose.
  - b) Any MFTHBA Director may move the MFTHBA President to call an executive session and shall cite the appropriate purpose. If the MFTHBA President declines to do so, any other Director may second the motion for executive session, and upon the affirmative vote of at least two-thirds (2/3) of the Directors present at the meeting, the executive session will be called.
  - c) Executive session is held for the purpose of free exchange of information on sensitive topics. Any matter discussed in executive session shall remain confidential and not discussed with any person not present in the session. Any Board action taken as a result of discussions held within executive session must take place in open meeting of the MFTHBA Board of Directors.

**D. Workshop Session:** While a workshop session is a less structured meeting, the purpose of a workshop is to address an issue or situation requiring more time and discussion than a regular meeting of the Board would present. A workshop is a called meeting requiring that appropriate notice be given Board members and others whose attendance is required. Minutes will be kept of the proceedings in such manner that a written record can be produced if needed. Any matter which is discussed in workshop and upon which a consensus is reached by the Board, such matter must be brought up in a regular Board meeting and a vote taken to support any action that the Board contemplates bringing to the membership. Any matters involving rules changes must comply with the provisions of Meetings & Board of Directors Procedures, Section 2, A.

## **500 – General Rules for Judges and Ring Personnel**

While there are many venues for promoting the Missouri Fox Trotting horse, there is probably no better way to showcase the horse than in the show arena. In order to promote the show horse, qualified judges are needed to serve as show officials, with ring employees working to aid in seeing that the arena activities function smoothly. MFTHBA judges are representatives of the Missouri Fox Trotting Horse Breed Association, and their actions reflect on the MFTHBA and our breed. MFTHBA carded judges are subject to the rules, standards, policies, penalties and privileges as set forth by the current rules of the MFTHBA. The expiration date for judge's cards is December 31 of the applicable year. A current list of licensed MFTHBA judges may be obtained by contacting the MFTHBA office at P. O. Box 1027, Ava, MO 65608.

Therefore, the following rules have been established.

### **Section 1. Judges Requirements**

A. In order to apply for a judge's license, an applicant must meet the following requirements:

1. Current member in good standing of MFTHBA;
2. Age 18 or older;
3. Attend and complete an official MFTHBA Judges Seminar (live or virtual) to consist of educational segments on performance, model and versatility, as well as ethics, protocol and general information relating to judging.
4. Acceptably judge a group of horses, on video and/or live.
5. Complete the written rules evaluation as revised to accurately reflect rule changes and objectively measure an applicant's knowledge of the MFTHBA's rules and standards, answering 85% or more of the questions correctly.
6. Upon meeting the requirements of Nos. 1 through 5 successfully, a Judge Apprentice card shall be issued to the applicant in order that an apprenticeship can be entered into as a condition for recommendation as a carded judge.
7. Apprentice a minimum of three (3) shows (either live or virtual) under the supervision of three (3) different MFTHBA carded judges with a minimum of 30 classes judged. The MFTHBA Board of Directors may adjust the apprenticeship requirements based on this or other criteria, by a majority vote of the Board. The apprentice shall have a maximum of three years (36 months) in which to complete this process.
8. Applicant successfully meeting the requirements of numbers 1 through 7 and being recommended by the MFTHBA carded judges under whom the applicant apprenticed, shall have their name presented to the Board of Directors, for the Board's final consideration of granting an MFTHBA judge's card to be effective for a three-year period. Additional endorsement for versatility and/or ranch horse will be added if so qualified.

B. For renewal of an existing judge's license, the following will apply:

1. Individual must maintain current membership in MFTHBA and be a member in good standing. Any individual who has not renewed their MFTHBA membership will have their name removed from the list of licensed MFTHBA judges;
2. Every three years, applicant must apply for renewal of Judges card and pay designated fee.
3. Upon receipt of a renewal application, the judge will be required to complete an exam. The renewal exam will be designed to objectively measure an applicant's knowledge of the MFTHBA's rules and standards. A judge must receive and 85% or higher on the open book exam to be eligible to renew their card. A judge failing to receive an 85% will be required to attend a judge's seminar and retake the exam prior to renewal.
4. Applicant shall have their name presented to the Board of Directors for consideration of renewal of an MFTHBA judge's card to be effective for a three- year period upon completing the renewal exam. Additional endorsement for versatility and/or ranch horse will be added if so qualified.

C. Grandfathering of Judges

1. The MFTHBA Board of Directors may, at their majority vote, grant 3 year judges cards to any member who has Judged the Spring Futurity Show or The Show and Celebration and has let their Judges card expire. This maybe at the request of the individual or the individual or the instigation of the Board of Directors. A designated fee must be paid.

## **Section 2. Judging Responsibilities**

Judging is an honor to be undertaken with a spirit of integrity and fairness. It is also the responsibility of a judge to conduct himself or herself in a manner which demonstrates their correct knowledge of the rules and standards of the MFTHBA and which rewards the individual performances of those horses, as shown before them that day or that evening, best exemplifying the class requirements. A Judge shall serve three interests: those of his own conscience, the exhibitors and the spectators. As a show official, the judge has a responsibility to carry out his/her assigned and customary duties in an event. To accomplish this end, the judge is required to show correct observance of MFTHBA rules and particularly those show rules which are covered in Section 700 – Show Rules & Policies.

A. Judges are to be aware of and comply with the following, some of which is restated from the foregoing rules and procedures:

1. Horses shown must be serviceably sound, and judge shall disqualify any horse with evidence of broken wind or other blemishes that judges might deem disqualifying. Judge shall also disqualify any horse shown with artificial appliances such as tie downs (except in classes specifically allowed), or any horse having raw or bleeding sores around the coronet or legs.
2. Judge shall examine and check for lameness all horses brought into any class. This is essential regardless of whether or not the competition indicates it is necessary. Obvious lameness shall be cause for disqualification by the judge. Obvious lameness is consistently observable at any gait, under all circumstances; or, marked nodding, hitching or shortened stride; or minimal weight-bearing ability in motion and/or at rest and inability to move.
3. While not a disqualification, horses that wing or ropewalk excessively in performance classes should be penalized in judging.
4. Judge, or show management, shall excuse or disqualify from the class or show, depending upon the severity of the incident in the opinion of the judge or show management, the following: any owner, trainer, exhibitor, or agent/employee thereof, for any violation of the rules including, but not limited to:
  - a) bleeding
  - b) lameness
  - c) bad image of the horse while being shown
  - d) interfering with another horse/exhibitor
  - e) a show of disrespect or misconduct to show officials including judge or ring personnel.

Any judge may make this call either independently or in conjunction with other judges.

B. Judges skill, personal ethics and conduct is of primary importance in maintaining the reputation of MFTHBA shows, and in support of this concept, the following must be observed:

1. Any judge or judges hired to judge an MFTHBA-approved show are expected to be proficient in their division and are required to possess a thorough knowledge of the official show rules of MFTHBA in the division which they are judging and to comply with those rules. A judge must make himself/herself aware of the classes to be offered at that show, and be qualified to judge adequately in all classes.
2. A judge, upon arrival in a city in which he or she is to officiate as judge, is directed to contact an official of the show, advising that official of his/her arrival and location.
3. During the period of a show at which the judge is officiating, the judge shall not be the house guest of a person who is exhibiting, or whose immediate family is exhibiting at such show.
4. A judge shall not attend a show, exhibitor's party or other activity directly connected with a show on the day previous to the show at which he/she is officiating. This rule does not prohibit a judge from observing classes in divisions other than the division they are hired to judge (i.e., a person judging performance classes is not prohibited from attending and observing versatility classes).
5. A judge shall not visit the horse stall area, nor speak with owners, trainers, exhibitors, or owners representatives, nor inspect or discuss any horse entered in the show until judging of show is

- completed. Additionally, a judge shall not discuss with any exhibitor(s) the purchase, sale or lease of any horse during a show at which that judge is officiating.
6. Neither the judge nor any member of his/her immediate family shall exhibit or act as agent or handler of a horse at a show at which he/she is officiating.
  7. A judge may not be an owner of any interest in a horse (including, but not limited to syndicate and partnership shares), nor may he/she be an owner, exhibitor, trainer, coach, lessor, lessee, rider, driver, model handler of said horse within the previous six (6) months. If such horse is entered in a show, its entry fee, if any, shall be refunded and it shall not be exhibited.
  8. A Judge may not have had a horse in training with an exhibiting trainer within 60 days prior to a show in which he/she judges.
  9. Immediate family is defined as spouse, child, step-child, parent, grandparent, grandchild, step-grandchild, step-parent, sibling, aunt, uncle, niece, nephew and in-law.
  10. A judge may not judge the same division in the Spring Show/Futurity or the Show & Celebration in Ava, MO within thirteen months. A judge who judged model would be eligible to judge performance and vice versa. This restriction does not pertain to Versatility or Ranch Horse Competitions. If the pool system of judging is used in the future or returns to the three or five judge system the next year after the pool system is used, the thirteen month rule will not apply for the shows. If the pool system is not used at the Spring Show or Celebration the thirteen-month judging rule will be in effect.
  11. Immediate family members shall not judge a show together at the two national shows at Ava, MO – the Spring Show/Futurity or the Show & Celebration.
  12. A judge shall not attempt to coerce another judge or judges or make remarks to prejudice other judges toward or against a given horse or horses.
  13. A judge shall not converse or communicate with the media regarding the show he/she is judging or regarding the participants. This is including, but not limited to, radio, television, newspaper or internet, until completion of the final performance.
  14. Except in the discharge of their official duty, use of cellular phones while adjudicating during a show is strictly forbidden.
  15. Actions of recognized judges in commercially advertising the availability of their services as judges is not considered in the best interest of either the MFTHBA or horse show judging in general and is thereby discouraged.
  16. A judge will be required to judge according to the rules and approved standards of the MFTHBA.
  17. After a judge's license has been issued to any person and such judge shall demonstrate a lack of competence, skill, integrity, cooperation, or the desire to deport himself or herself in a manner to be unworthy of a judge, the license of such judge may be suspended or revoked by the Board of Directors.
  18. A judge shall not judge a horse owned by their current employer (which includes the employer's immediate family) or judge a horse owned by a current employee (which included the employee's immediate family). If employment ceases, a thirty (30) day waiting period applies before a horse owned by either party may show before one of the parties involved.
- C. Dress Code: Appropriate attire in the show arena is a requirement for judges, and the following dress code has been adopted as a standard:
1. Judges, as well as ring stewards, ring masters and other ring personnel, shall be neatly attired in dress slacks, shirt and tie, or suit for the men; and suit, pant suit or dresses for women.
  2. Blue denim is not approved as apparel for any judge for performance or model classes but may be permitted in some versatility classes as deemed appropriate.
  3. Long sleeves or jackets are appropriate.
  4. Weather related accommodations are permissible.
- D. Violations:
- A. Minor Violations: Minor violations can occur at any show that references the MFTHBA rule book for its judge guidelines. A minor violation are procedural violations that include a judge's failure to comply with the guidelines of the Judges Responsibilities or Show Rules, Policies and Procedures. Minor Violations will be based on offenses occurring within any three-year period.

1. Notification: The MFTHBA may be notified of a minor violation by show management, the Board of Directors of the hosting organization, a MFTHBA carded judge, MFTHBA Judges Training Committee member or a member of the MFTHBA Board of Directors.
  - a. Notification must be received within 10 days of the end of the show where the violation occurred.
  - b. Notification should provide specifics regarding the rule or procedure that was implemented incorrectly.
- B. Upon notification of the violation, the information will be sent to the MFTHBA Judges Training Committee for review. The MFTHBA Board of Directors will also receive notification. If the committee feels the complaint is a minor violation, the committee will immediately send a notice to the MFTHBA Board of Directors informing them of the proposed action. Upon approval from the MFTHBA Board of Directors, the MFTHBA carded judge will be mailed a certified letter outlining the minor violation.
  - a. The certified letter must be mailed within 15 days of the receipt of the initial notification of the violation.
2. Actions:
  - b. First Offense: Notice of violation
  - c. Second Offense: Notice of violation
  - d. Third Offense: Notice of violation
  - e. Fourth Offense: Notice of violation plus the judge will be required to retake judges test and receive a 85% score prior to judging another show.
  - f. Fifth Offense: Notice of violation plus card is suspended until the judge retakes the judges training seminar and passing the judges test with an 85% score.
  - g. Additional Offense: Notice of violation plus card is suspended until the judge completes the entire certification process outlined in Part 500 Section 1.
  - h. In the event that a judge receives three violations for the exact same offense, on the third offense the action taken will be those identified under the fourth offense category.

Moderate and Major Violations: Moderate and Major violations are based upon the entire judge's career. Moderate and Major violations may occur inside or outside the arena. Definitions of Moderate and Major violations are found under Section 100 Rules, Regulations and Standards, Section 3.

1. The process to file a moderate or major violation will follow the procedures outlined in Part 100, General Violations, Section 2. These violations will be handled per the process outlined here and will be held to the Penalties and Fines outlines under Part 100, General Violations, Section 3.
2. Suspensions: In addition to penalties or fines described above, a judge will also face suspension of their judge's license.
  - a. Violation:
    1. First Offense: up to 3-month suspension of MFTHBA Judges Card
    2. Second Offenses: minimum 3-month suspension up to 6-month suspension of MFTHBA Judges Card
    3. Third Offense: minimum 6-month suspension up to 1-year suspension of MFTHBA Judges Card
    1. Each addition Offense: minimum 1-year suspension up to 2-year suspension of MFTHBA Judges Card
  - b. Major Violation
    1. First Violation: 1-year suspension of MFTHBA Judges Card
    2. Second Violation: minimum of 1-year suspension up to permanent removal of MFTHBA Judges Card
    3. Third Offense: minimum of 1-year suspension up to permanent removal of MFTHBA Judges Card
    4. Fourth Offense: permanent removal of MFTHBA Judges Card
3. Immediate Suspension. The MFTHBA may suspend immediately any Judge for any offense that it deems detrimental, improper, unethical, dishonest, or prejudicial to the best interest of the MFTHBA.

- a. Any judge with a complaint filed against them under Part 100, General Violations, Section 2 that meets the major violation definition will have their card temporary suspended until the issue is resolved or penalty is assessed.
  - b. Other issues resulting in the need to implement an immediate suspension will require 2/3 vote of the MFTHBA Board of Directors.
4. In the event a MFTHBA judges has their card suspended their name and date suspension ends will be published on the MFTHBA website and provided to any organization requested a MFTHBA carded judge list.

### **Section 3. Ring Personnel – Duties and Responsibilities**

A. Ring Steward: A Ring or Show Steward is the person who oversees compliance with the rules and standards relating to the show. Any reputable person may act in this capacity that is capable through ability and/or experience and is knowledgeable of MFTHBA rules. Duties, responsibilities and authorities may include the following:

1. Inspect tack and attire for compliance, as required by rules.
2. Ask an exhibitor to remove his/her horse if it offers an obstacle to other exhibitors, or by its behavior poses a threat to other exhibitors, including horses rearing, balking, kicking, running away, or leaving the ring.
3. Remove unsportsmanlike exhibitors, including those who cut to the inside of center ring or exhibit any intentional action that would cause a disruption in the performance of another exhibitor.
4. Dismiss any exhibitor who abuses an entry with a whip or other instrument, or a horse that displays a bad image for the breed.
5. Endeavor at all times to keep the possibilities of an accident at a minimum.

B. Ring Master: The Ring Master is the person responsible for overseeing activities occurring within the show ring during the show, and assists the judge or call judge, relieving that judge of unnecessary details. The Ring Master shall not advise the judge, and shall refrain from discussing, or seeming to discuss, the horses or exhibitors with the judge, taking no part whatsoever in the judging itself. Duties, responsibilities and authorities may include the following:

1. Make a count of the horses as they enter the arena.
2. Direct gait changes to the announcer, as per the judge or call judge's instructions.
3. Direct where the horses are to line up.
4. Grant permission for exhibitors wishing to be excused from the class.
5. Act as a mediator between judge and exhibitor.
6. Keep the judging program on schedule and control the conduct of the horses and exhibitors in the ring.
7. During a time-out, the Ring Master may assist the exhibitor as needed.
8. May assist other exhibitors as needed or requested.
9. Collect and turn in the judge's score cards to the scorekeeper.
10. Endeavor at all times to keep the possibilities of an accident at a minimum.

C. Ring Person: In addition to the ring master attending the call judge, at shows where multiple judges are employed the remaining judges shall be attended by a Ring Person. The Ring Person shall assist the judge, relieving the judge of unnecessary details. The Ring Person shall not advise the judge, and shall refrain from discussing, or seeming to discuss, the horses or exhibitors with the judge, taking no part whatsoever in the judging itself. Duties, responsibilities and authorities may include the following:

1. Act as a mediator between judge and exhibitor.
2. Keep the judging program on schedule and control the conduct of the horses and exhibitors in the ring.
3. During a time-out, the Ring Person may assist the exhibitor as needed.
4. May assist other exhibitors as needed or requested.
5. Collect and turn in the judge's score cards to the scorekeeper.
6. Endeavor at all times to keep the possibilities of an accident at a minimum

## **600 - Horse Protection Act Policies**

Congress delegated to the Department of Agriculture (USDA) the authority to administer and enforce the Horse Protection Act (HPA) originally adopted into law in **1970**. Under the provisions of this law, **P.L. 91-540**, the USDA through the Animal and Plant Health Inspection Service (APHIS) has set forth a plan to administer the requirements of the Horse Protection Act. This is called the Horse Protection Operating Plan. Each three years the plan is reviewed, updated or revised, and presented to the Horse Industry Organizations in order to sub-delegate to those organizations the initial enforcement responsibility for that organization's members complying with the provisions of the Act at affiliated shows, exhibitions, sales and auctions.

The Missouri Fox Trotting Horse Breed Association is an HIO (Horse Industry Organization) signatory to the Horse Protection Operating Plan. The most recent plan to which we are signatory is the Horse Protection Operating Plan 2007-2009, for which we became a signatory HIO on July 19, 2007. This plan outlines the responsibilities and actions required of MFTHBA as a HIO, which among other things includes setting up and maintaining our DQP inspection program. These Designated Qualified Persons (DQP's) require special training and certification in order to effectively comply with the provisions of the Horse Protection Act.

It is a stated purpose of MFTHBA to maintain a DQP program in order to properly inspect horses being shown in order to encourage members not to sore horses, and to implement as a minimum the penalties prescribed by the Horse Protection Operating Plan for horses, and thus members, that are not in compliance with the law. The Horse Protection Act, the Horse Protection Regulations and the current Horse Protection Operating Plan are all available in the corporate offices of the MFTHBA as well as the Horse Protection Operating Plan being available for access on the Internet at:

[http://www.aphis.usda.gov/animal\\_welfare/hp/downloads/hp\\_2007-09\\_op.pdf](http://www.aphis.usda.gov/animal_welfare/hp/downloads/hp_2007-09_op.pdf)

This section of the MFTHBA's Handbook (Rule Book) is designed to bring to the attention of our members an overview of our MFTHBA's responsibilities as an HIO and of the DQP program, plus outlining the salient points of the plan as it directly affects members and their horses. Members are encouraged to become knowledgeable of the provisions of these requirements. Any conflict between the information contained in our Handbook and the Operating Plan shall be resolved by relying on the Plan as the more authoritative document. In turn, the Plan is subject to the Act and the Regulations as the more authoritative documents.

It is the responsibility of the MFTHBA Board of Directors, the MFTHBA DQP Coordinator and the MFTHBA DQP Program Administrator to assure that actions taken by the MFTHBA are in accordance with the Act, Regulations and the Plan. MFTHBA however, as an HIO, has the right to establish policies, standards and rules that are more stringent and more demanding than the requirements set forth in the Act, the Regulations and/or the Plan.

### **Section 1. HIO Responsibilities**

- A. **DQP Program**: The HIO must establish and maintain a DQP (Designated Qualified Person) program able to properly identify horses that are not in compliance with the Act, the Regulations, and the Plan, and to keep all required program records. Details of the DQP program are covered in Section 2 below.
- B. **Rule Book**: The HIO must publish a rule book that is in compliance with the Act, the Regulations and the Plan. The rule book must be submitted to APHIS annually for review.
- C. **Event Schedules**: The HIO must submit event schedules to the APHIS Horse Protection Coordinator (HP Coordinator) at least thirty (30) days in advance, if available, and the proposed DQP assignments within five (5) days of such events.
- D. **Records**: The HIO is required to document and report all violations of the Act, the Regulations and the Plan. In addition, the HIO must keep and make available to APHIS the following records: class sheets, violations records and penalties assessed, shows scheduled, DQP assignments, recordings or minutes of violation hearings, DQP resumes, DQP evaluations and other DQP records that document initial training and annual renewal training.



- E. Notice of Hearing: The HIO must advise the HP Coordinator at least seven (7) days in advance of any DQP disciplinary proceeding or HPA violation hearing.
- F. Suspensions: The HIO responsibilities regarding suspensions are covered in Section 5 below.

## **Section 2. The DQP Program**

- A. Administrative Responsibilities: The President of the MFTHBA is the legally authorized HIO official and has final responsibility for the DQP Program. The Board of Directors has responsibility for approving the MFTHBA Handbook containing the approved Articles of incorporation, Bylaws, and Rules under which the MFTHBA, its Affiliates and membership function and are held accountable. The MFTHBA DQP Coordinator and the MFTHBA DQP Program Administrator have the day-to-day responsibility of DQP Program operations. Under provisions of the Horse Protection Operating Plan 2007-2009, each HIO is directed to develop and enforce regulatory conflict of interest standards of conduct for HIO officers. Individuals may not serve on an HIO board while on suspension under the provisions of this plan. Individuals are prohibited from serving on an HIO board at any time if they have been found to have violated the pressure shoeing rule as set forth in Article VIII, Section D of this plan. The MFTHBA Board of Directors, which includes all officers and directors, is an HIO board as herein referenced.
- B. DQP Assignments to Shows: If show management wishes to use the services of a MFTHBA DQP, they are to contact the DQP Coordinator for DQP assignment. A DQP is assigned to a show to protect show management from the penalties of the Act and the Regulations, and to ensure that all exhibitors compete under the same and equal conditions. In the event that more than 150 horses are entered, the Regulations require that two (2) DQP's be employed.
- C. DQP Remuneration: The fees and expenses associated with the employment of a MFTHBA DQP shall be paid to the mutual agreement between the DQP and show management. These fees shall be due and payable directly to the DQP. The MFTHBA does not demand or receive remuneration for the services of its DQP's.
- D. DQP Coordinator: The DQP Coordinator is appointed by the Board of Directors and must be an MFTHBA licensed DQP and a member in good standing. If the management of a show or event wishes to use an MFTHBA DQP, that management must contact the DQP Coordinator for assignment of a DQP. The following are the responsibilities of the DQP Coordinator:
  - 1. Knowledge: The DQP Coordinator must be familiar with the Act, the Regulations, the Plan and the MFTHBA rules related to the Horse Protection Act. The DQP Coordinator must attend annual HPA training conducted by APHIS prior to MFTHBA DQP annual training. The DQP Coordinator must also keep an open line of communication with the HP Coordinator in order to keep abreast of the latest developments in HPA enforcement, and to have input to future Operating Plans.
  - 2. Event Notices: The DQP Coordinator is responsible for providing notice to the HP Coordinator and the DQP Program Administrator of event schedules at least thirty (30) days in advance, if available. The notice should contain the name of the event, the city and state location, and the name and contact information for the show manager.
  - 3. DQP Assignments: The DQP Coordinator is responsible for assigning DQP's to shows and events where the management of such shows or events has contacted him/her for a DQP. Every effort must be made to provide every DQP in good standing with at least one (1) assignment in each show season. Notice of such assignment must be made to the HP Coordinator and DQP Program Administrator within at least seven (7) days of the show or event.
  - 4. Annual DQP Certification Training: The DQP Coordinator is responsible for scheduling the annual DQP certification training session and coordinating the schedule with the DQP Program Administrator. The DQP Coordinator may include APHIS personnel as part of the training staff. The training shall cover all subjects and training time length required by the Act, the Regulations and the Plan. The DQP Coordinator, along with the DQP Program Administrator, shall develop written tests for DQP certification.
  - 5. DQP Evaluations and Performance: The DQP Coordinator is responsible for evaluating DQP performance annually. Unsatisfactory DQP performance is covered in Section 2 E below.

6. Compensation: The DQP Coordinator is to be provided a phone card to be used solely for conducting DQP Coordinator business. In addition, the DQP Coordinator is to be reimbursed for mileage to a show or event where he/she is not otherwise being compensated as a paid DQP. Mileage or transportation costs and housing cost will be reimbursed for trips to APHIS meetings and/or training when such trips have been approved in advance by the Board of Directors.
  7. Complaints About APHIS Veterinary Medical Officers (VMO's): The DQP Coordinator shall receive complaints with specific detailed evidence and any supporting documentation from DQP's or HIO officials and immediately forward those to the HP Coordinator.
  8. APHIS Letter of Warning: If a VMO/APHIS official recommends a Letter of Warning be issued to a DQP, the DQP Coordinator shall receive such notice from the HP Coordinator. After investigation by APHIS, if a Letter of Warning request is received from the HP Coordinator, the DQP Coordinator shall schedule a hearing to occur within thirty (30) days of the request to provide the DQP an opportunity to be heard. The DQP Coordinator shall forward the results of the hearing to the HP Coordinator for possible issuance of a Letter of Warning.
- E. DQP Program Administrator: The DQP Program administrator (Administrator) is appointed by the Board of Directors. The Administrator may or may not be a full-time employee of MFTHBA. If the Administrator is a member of MFTHBA, he/she must be a member in good standing. The Administrator shall report to the MFTHBA President. The following are the responsibilities of the DQP Program Administrator:
1. Knowledge: The Administrator must be familiar with the Act, the Regulations, the Plan and the MFTHBA rules related to the Horse Protection Act. The Administrator shall attend DQP training as if he/she were a candidate to become certified and must pass the written test. It is not necessary that the Administrator meet the DQP apprenticeship requirements.
  2. Event Schedules and DQP Assignments: The Administrator is responsible for keeping a current list of events and DQP assignments provided to him/her by the DQP Coordinator. The Administrator is responsible for assuring that a show report is turned in by DQP's for each show or event.
  3. Annual DQP Certification Training: The Administrator is responsible for scheduling the Hall of Fame for the training at the request of the DQP Coordinator. The Administrator is responsible for advising the HP Coordinator of the training schedule at least ten (10) days in advance. The Administrator is responsible for making available all forms needed for the training session. The Administrator shall also conduct training proper completion and procession of DQP Show Report and Record of HPA Violation forms, as well as the procedures for penalty assessments and HPA hearings. The Administrator shall also assist the DQP Coordinator in designing the written tests given to DQP's.
  4. Compensation: If the Administrator is not an employee, he/she is to be provided a phone card to be used solely for conducting Administrator business. The Administrator is to be reimbursed for mileage to a show or event where he/she is not otherwise being compensated. Mileage of transportation costs and will be reimbursed for trips to APHIS meetings and/or training when such trips have been approved in advance by the Board of Directors.
  5. Records: The Administrator is responsible for keeping all DQP program records as listed in HIO Responsibilities, Section 1 D above. Show Reports are to be faxed to the HP Coordinator as soon as they have been audited for correctness and completeness. All records are to be retained for a period of three (3) years.
  6. HPA Violations and Penalties: The Administrator is responsible for processing Record of HPA Violation forms. Such forms are to be faxed to the HP Coordinator as soon as they have been audited for correctness and completeness. The Administrator is also responsible for assessing penalties per the Plan. Details of violation processing and penalties are contained in Section 5 below.
  7. Communicating Violations: The Administrator is responsible for disseminating lists of persons and horses under suspension to the HP Coordinator, DQP's and other HIO's on at minimum a monthly basis, or as needed.

8. DQP Lists: The Administrator is responsible for supplying a list of the names and addresses of certified DQP's to the HP Coordinator, and shall advise the HP Coordinator of any change of address during the show season.
- F. DQP's (Designated Qualified Persons): DQP's are appointed by the Board of Director must be twenty-one (21) years of age, members in good standing of MFTHBA, and must have met all the requirements for being certified. Applications for those interested in becoming DQP's are available in the MFTHBA office. Candidates for DQP certification are to be provided in writing to the Board of Directors by the Administrator, who shall have documented proof that the candidate(s) have met all certification requirements. The following are the responsibilities of the DQP:
1. Knowledge and Training: The DQP must be familiar with the Act, the Regulations, the Plan and the MFTHBA rules related to the Horse Protection Act. The DQP must attend the initial DQP training for new DQP's, and successfully complete three (3) apprenticeships to be initially certified. The DQP must attend the annual DQP renewal session held each year to be eligible for re-certification. The DQP must pass written tests given during training by scoring 80% or better.
  2. Show and Event Exclusions: The DQP shall not exhibit any horse at any horse show or horse exhibition, or sell, auction, or purchase any horse sold at a horse sale or horse auction at which he or she has been appointed to inspect horses. A DQP shall not inspect horses at any horse show, horse exhibition, horse sale or horse auction in which a horse or horses owned by a member of the DQP's immediate family or the DQP's employer are competing or are being offered for sale.
  3. Show Reports: The DQP is responsible for submitting properly and correctly completed Show Reports and accompanying show bills and class sheets to the Administrator within five (5) working days of the show or event.
  4. HPA Violations: The DQP is responsible for submitting properly and corrected completed Records of HPA Violation forms with accompanying Violation Drawings and photos and/or videos to the Administrator within three (3) working days of the show or event.
  5. Show and Event Assignments: The DQP must work at least one show in the show season in order to be eligible for certification the following year. Exceptions must be documented by the DQP Coordinator with detailed reasons and presented to the Board of Directors for approval.
  6. Deportment: The DQP shall conduct himself or herself professionally at all times when serving as a DQP at any show or event. The DQP shall display the official license or badge identification. He or she shall examine all horses in a consistent manner without prejudice and avoid offensive behavior or language while conducting DQP business.
- G. DQP Performance: The MFTHBA is required as an HIO to evaluate each DQP's performance and take appropriate administrative action. After a DQP has been issued a license, and such DQP demonstrated a lack of competence, skill, integrity or cooperation, or fails to deport himself or herself in a manner worthy of a DQP, the DQP is subject to the penalties contained in Subsection 2 f below.
1. Definition of Terms:
    - a) Lack of competence and/or skill: Includes, but is not limited to
      - (1) inability to conduct horse inspections per the inspection guidelines the Regulations,
      - (2) inability to accurately identify violations of the Act and the Regulations,
      - (3) inability to properly complete required DQP program forms, and
      - (4) inability to interpret the Act, the Regulations and the Plan.
    - b) Lack of integrity: Includes, but is not limited to
      - (1) inability to inspect horses without prejudice,
      - (2) receiving remuneration of whatever kind in exchange for allowing a horse to pass inspection that otherwise would not pass inspection,
      - (3) performing inspections in a less than thorough manner whenever the USDA is not present, or
      - (4) knowingly allowing horses in violation of the Act, the Regulations and the Plan to pass inspection for any reason.
    - c) Lack of cooperation: Includes, but is not limited to:
      - 1) failure to serve as a DQP during the year in which licensed
      - 2) failure to properly complete show paperwork

- 3) failure to provide the Administrator required DQP documentation such as show reports, show bills, class sheets, violation records, violation drawings, photos and/or videos within the required time frames
- 4) failure to advise the DQP Coordinator that the DQP has been contacted to work a show, or working a show, without being assigned by the DQP Coordinator
- 5) not attending Hearing Committee proceedings unless absence is unavoidable.
- d) Lack of deportment: Includes but is not limited to offensive language or behavior while conducting inspections, documenting and explaining violations to exhibitors, owners and/or trainers, while participating in Hearing Committee proceedings or at any time when interacting, while on duty, with MFTHBA members, horse event participants, horse event officials or USDA officials.

2. **Notice of DQP Failure to Comply with Standards:**

- a) Exclusions: This section does not apply to HPA Violation hearings requested by alleged violators of the Act, the Regulations, or the Plan. Such violators may address the Hearing Committee about alleged DQP failures during the hearing. Procedures for those hearings are covered in Section 5. This section also does not apply to Letters of Warning requested by the USDA; procedures for those are not covered in the Plan.
- b) Written Complaint: The Board of Directors, upon receiving a written complaint, accompanied by a filing fee of \$300, alleging that a DQP has failed to comply with DQP standards of conduct that rise to the level of Sub-section
  - 1. Definition of Terms above, shall forward such written complaint to the DQP Coordinator and the Administrator. The Administrator shall within ten (10) days mail a copy of the complaint with a cover letter to the DQP. The DQP shall be given the right in the cover letter to request a hearing. If the DQP does not request a hearing in writing by the 20<sup>th</sup> day after the date of the letter, the Administrator shall impose the penalty on that date, and advise the DQP, the DQP Coordinator, the HP Coordinator and the Board of Directors in writing of the penalty imposed.
- c) Hearing: If the DQP requests a hearing, the Administrator shall schedule a hearing before the Hearing Committee at the next scheduled meeting of Board of Directors, but not within 30 days of the receipt of the request for hearing, in order to provide sufficient notice of the hearing to the DQP the writer of the complaint. The Administrator shall advise the HP Coordinator the hearing at least seven (7) days in advance. The DQP will have the opportunity to present evidence and to cross-examine the writer of the complaint. The hearing shall be conducted in accordance with the written Hearing Committee and the Hearing Committee shall act as a jury of majority rule. After hearing the evidence, the Hearing Committee shall render a decision in writing via the Administrator within 10 days of the hearing if upheld; the penalty will take effect on the first day after the date the decision is rendered. The Administrator shall notify the HP Coordinator of the decision of the Hearing Committee within ten (10) days. A probationary period of one year shall take effect starting with the last day of the suspension period. The DQP may appeal the decision to the HP Coordinator within 30 days of the decision, and the HP Coordinator shall make final disposition in accordance with the Regulations.
- d) Letter of Reprimand: If a Letter of Reprimand is issued, the probationary period shall commence on the date of the letter. If a suspension period other than a lifetime suspension includes the date(s) of annual DQP Certification training, the DQP may attend the course for license renewal purposes but shall not be licensed until after the suspension period has ended.
- e) Show Documentation: The Administrator is responsible for evaluating DQP performance as it relates to show documentation. Due to the timeliness of reporting requirements to APHIS, the Administrator may immediately issue a Letter of Reprimand

- and request the DQP to immediately correct and return subject paperwork, or provide missing paperwork, to the Administrator for processing and providing copies to APHIS.
- f) Penalties: The following penalties shall be imposed, in accordance with the authorities set forth in the Regulations:
- 1) Lack of Competence and Skill, Lack of Cooperation
    - a) First offense – Letter of Reprimand.
    - b) Second offense – 3-month suspension of license.
    - c) Third offense – 1-year suspension of license.
    - d) Fourth offense – Lifetime suspension of license.
  - 2) Lack of Integrity, Lack of Deportment: to be determined by the Hearing Committee.
- g) Administrative Fee: If the complaint is not upheld, the \$300 fee shall not be refunded to the writer of the complaint, but used to offset administrative costs, including the payment of mileage to the DQP. If the complaint is upheld, the \$300 shall be refunded and the DQP shall not receive mileage.

### **Section 3. Horse Inspections**

Inspections must be conducted in accordance with the Regulations and the Plan. A horse presented for inspection is to be accompanied by the custodian only.

#### **A. Inspection Areas**

1. DQP/VMO Inspection Area: All horses shall be inspected in a specific area that
  - a) contains sufficient space in a convenient location to the show
  - b) provides protection from the elements, if required by the DQP or VMO,
  - c) provides a means for crowd control or onlookers, if required by the DQP or VMO
  - d) an accessible 110-volt electrical power source, if available and requested by the DQP or VMO, (5) an appropriate area adjacent to the inspection area for designated horses to wait for inspection, and an area to be used for the detention of horses.
2. Designated Holding/Warm-up Area: Inspected horses shall be held in a holding/warm-up area designated by the DQP that is under observation by the DQP. Only the horse, the rider, the groom, the trainer, the DQP(s) and APHIS representatives shall be allowed in this designated area. No horse may leave the designated area before showing without the permission of the DQP. Any horse leaving the designated area before showing must be re-inspected by the DQP before being allowed into the show ring.
3. Visitors to Designated Inspection and Holding/Warm-up Areas: Visitors shall only be allowed in these areas while under direct escort of either an HIO or APHIS representative. APHIS and HIO personnel shall be notified when visitors are present and who will be their escort.

- B. **Stewarding and Unruly Horses:** No person shall act in any manner that may cause a false examination result or use any signal or device (including without limitation whips or cigarette smoke), to distract a horse during examination. If either the DQP or VMO observes such behavior, the DQP shall be responsible for immediately excusing the horse and shall report the incident to show management and the HIO. DQP's shall excuse any horse that is unruly or exhibits an unwillingness to submit to examination.

- C. **Inspection Authority:** The DQP or VMO may inspect any horse at any horse show or event. DQP's may also inspect horses for the purpose of ensuring compliance with breed-specific rules and regulations adopted and published by the HIO as long as such inspections do not interfere with enforcement of the Act. The DQP or VMO may carry out additional inspection procedures or conduct additional tests, such as examining rear limbs or using hoof testers or fluoroscopy, as deemed necessary, to determine whether or not a horse is in compliance with the Act. If more than one inspector (DQP or VMO) examines the same horse, then each inspection shall be conducted in its entirety.

- D. **Prohibited Practices:** The Act and the Regulations prohibit shoeing, trimming or using any method or device on a horse's limb in a manner that causes such horse to suffer, or can reasonably be expected to cause such horse to suffer pain, distress, inflammation or lameness when walking, trotting or otherwise moving. This includes, but is not limited to, inserting a tack, screw, nail or other device or substance other than acceptable hoof packing, between the horse's hoof and its shoe or pad. If a DQP or

VMO suspects that a horse's hoof has been subjected to any such practice, the DQP or VMO may require the horse's custodian to remove the shoes, pads, or both, to allow further examination.

- E. Inspection of Horses: The inspection of horses for purposes of determining compliance with the Act involves an evaluation of the horse's appearance, locomotion, and the physical examination described below. Each inspection shall include all three components, with documentation by the DQP or VMO of any observable and physical findings in the case of a violation of the Act or the Regulations. Although the examination for compliance with the Act requires all three components, the determination by the DQP or VMO as to whether there is a violation may be based upon findings within any one of the three components alone. Any DQP or VMO who is inspecting a horse shall complete all three components of the inspection protocol before rendering any findings based on such inspection. He/she shall also document any physical and observable findings on which he/she bases a determination to disqualify a horse from an event because it is fractious or unruly.
1. Appearance: At all times during the inspection, the DQP or VMO shall observe the entire horse's appearance to determine whether the horse suffers or can reasonably be expected to suffer physical pain or distress, inflammation, or lameness, when walking, trotting or otherwise moving. Observable indications of pain may appear while the horse is at rest, during locomotion, and/or during physical examination. Observable indications of pain include, but are not limited to, changes in depth and rate of respirations. Excessive perspiration on the skin and hair coat, abnormal reactions of the eyes and ears, abnormal stance, tucking of flanks and flexing of abdominal muscles, stepping forward with the rear limbs while the front limbs remain lightly planted, tossing of the head to maintain balance and the overall demeanor and temperament of the horse. The DQP or VMO also shall look for evidence of prohibited substances and prohibited or non-compliance paraphernalia or devices.
  2. Locomotion: During the inspection, the DQP or VMO shall direct the custodian of the horse to lead, walk, and turn the horse in a figure eight to determine whether the horse suffers, or can reasonably be expected to suffer physical pain or distress, inflammation, or lameness, when walking, trotting or otherwise moving. During the locomotion component of the inspection, the DQP or VMO shall observe the horse's appearance for indications of pain as noted in paragraph 1 above.
  3. Physical Examination: The DQP or VMO shall conduct a physical examination of the horse as required by the applicable Regulations. This examination shall include, but not be limited to, digital palpation procedure, examination for evidence of scar rule violations, evidence of prohibited substances, and prohibited or non-compliant paraphernalia or devices. The DQP or VMO shall digitally palpate the front limbs of the horse from knee to hoof, with particular emphasis on the pasterns and fetlocks. During the palpation procedure, the DQP or VMO shall describe and document any consistent and reproducible (non-random) limb withdrawal. If limb withdrawal occurs three times, it is considered to be consistent and reproducible.
- F. Conflicting Examination Results: If the DQP and VMO disagree about whether a horse is in violation of the Act or the Regulations, then the horse will be excused from showing in the class, and the dispute will be resolved in accordance with the conflict resolution procedures contained in the Plan.

#### **Section 4. Scar Rule**

- A. The Scar Rule: The scar rule applies to all horses born on or after October 1, 1975. Horses subject to this rule that do not meet the following scar rule criteria shall be considered to be "sore" and are subject to all prohibitions of Section 5 of the Act. The scar rule criteria are as follow:
1. The anterior and anterior-lateral surfaces of the fore pasterns (extensor surface) must be free of bilateral granulomas, other bilateral pathological evidence of inflammation, and other bilateral evidence of abuse, indicative of soring including but not limited to excessive loss of hair.
  2. The posterior surfaces of the pasterns (flexor surface), including the sulcus or "pocket" may show bilateral areas of uniformly thickened epithelial tissue if such areas are free of proliferating granulomas tissue, irritation, moisture, edema, or other evidence of inflammation.
- B. Documentation: There is a complete definition of the scar rule in the Plan. It is recommended that members obtain a copy of the Plan, either from the MFTHBA web site, or by requesting one from

the office. There is also a scar rule pamphlet produced by APHIS that is available in the office for members.

- C. Determining the Boundaries of Posterior Area: There is no major anatomical landmark on the pastern that easily defines the demarcation of the posterior surfaces from the medial and lateral surfaces. The pastern is a three-dimensional anatomical structure. It is divided into four (4) equal quarters: the front (anterior), the inside (medial), the outside (lateral) and the back (posterior). Each of these four surfaces comprises one-quarter or twenty-five (25) percent of the circumference. The VMO or DQP may use either the “Flattened Hand” or the Neurovascular Groove” method to measure the posterior surface of the pastern. If, by using one or the other of these methods, the DQP or VMO are able to easily determine whether the horse is or is not in compliance with the scar rule criteria, then they may proceed to document their findings. Refer to the Plan for the detailed description of these methods.

## **Section 5. HPA Violations**

When a horse is found to be in non-compliance, only the custodian of the horse and the DQP and VMO personnel shall remain in the DQP area. All others shall leave the area immediately.

- A. Suspension Notice: When an inspected horse is found to be out of compliance with the Act, the Regulations and the Plan, a Record of HPA Violation is recorded by the DQP. A Suspension Notice is to be issued by the Administrator within ten (10) days of the end of the event where the violation occurred by sending the notice to the violator by both certified and regular mail. It is the practice of the MFTHBA to issue the Suspension Notice as soon as practicable after the Record of HPA Violation has been received by the Administrator and has been audited for corrections and/or additions not related to the violation itself. If a violator refuses or fails to claim the certified mail notice, the suspension shall begin automatically as prescribed in C below.
- B. Who is Suspended: In the event of a scoring or scar rule violation, the exhibitor, the owner(s), the trainer, and the horse are all suspended. “Trainer” as used in this section refers to whoever trained the horse, whether he/she is a professional or not. The owner(s) or the exhibitor may be the trainer, in which case the suspension applies only once. If a violator is a minor (17 or under on the date of the event), the parent(s) and/or guardian(s) of the minor are suspended. A Scar Rule exhibitor is suspended only if the violation is a post-show (post-class) violation unless the exhibitor is also the owner or the trainer.
- C. Suspension Start Date: All suspensions shall begin twenty (20) days from the date the Suspension Notice is mailed, unless a bona fide written request for an appeal is received by the HIO within the twenty (20) day period. It is the practice of the MFTHBA to mail the Suspension Notice on the same day as the date of the Suspension Notice.
- D. Requests for a Hearing: The violator may request a hearing if:
- (1) The request for a hearing is made in writing, including the reason for the request, and received in the MFTHBA office by the twentieth (20<sup>th</sup>) day from the date of the Suspension Notice and (2) is accompanied by a \$300 filing fee.
- E. Frivolous Hearing Requests: If the Hearing Committee determines that a request for a hearing was frivolous or made for the purpose of postponing the suspension, the Hearing Committee may assess further penalties, including extended suspension periods and/or monetary fines.
- F. Hearing Date: The hearing shall be scheduled within sixty (60) days of the date the Administrator receives a bona fide hearing request. The violator shall be given thirty (30) days’ notice of the hearing.
- G. The Hearing Committee: The MFTHBA Hearing Committee is composed of the Board of Directors. The President of MFTHBA shall preside over the hearings and the committee shall act as a jury of majority rule. The hearings shall be conducted by the presiding officer using the following due process procedures:
1. The Hearing Committee shall be chaired by the President of the MFTHBA or by a member of the Board of Directors appointed by majority vote of the Board of Directors.
  2. The Hearing Committee shall consist of the Board of Directors of the MFTHBA.
  3. A hearing shall be informal with no formal rules of evidence applicable.
  4. A hearing shall be recorded by tape recorder or other recording device.
  5. Any questioning during a hearing shall be conducted in an orderly fashion.

6. The alleged violator shall have the opportunity to present evidence in the form of documents, recordings and testimony.
  7. The Hearing Committee shall have the right to ask questions regarding the evidence presented.
  8. The Hearing Committee shall respond with a written decision as per the Act, Regulations and Plan. The committee may, at its discretion, verbally inform the parties of their decision on the day of the hearing.
- H. Suspension start Date for Hearing Decisions: Suspensions shall begin on the first day after a decision is issued by the Hearing Committee.
- I. Waiver of Notice: The violator may choose to sign a Waiver of Notice declining the right to a hearing. In that case, the suspension period shall begin on the date the Waiver of Notice is received by the Administrator in the MFTHBA Office.
- J. Limited Exemptions for Owners in Violation: The owner(s) of a horse found to be sore may be exempt from penalties, and present such evidence in a hearing, only if:
1. The owner did not participate in entering, preparing for showing, transporting or exhibiting the horse, and
  2. Took affirmative steps to
    - a) select a trainer whom the owner would reasonably expect not to sore the horse.
    - b) to ensure that the trainer understood what soring is as defined by the Act and understood that the owner did not want the trainer to sore the horse and understood the consequences of soring the horse.
    - c) periodically checked the condition of the horse.
  3. Examples of affirmative steps would be to have written and acknowledged instructions to the trainer, an educated consideration of the trainer's history and unannounced visits by an independent veterinarian competent in recognizing violations of the Act.
- K. Pre-Show vs. Post-Show: The MFTHBA defines pre-show as pre-class and post-show as post-class. The DQP has the right to ask an exhibitor to return directly to the DQP inspection area with his/her horse immediately after the class. If a Record of HPA Violation is written after the class, all winnings and/or trophies, prized, etc., are to be forfeited and the class shall be retied.
- L. Multiple Penalties and Suspensions: In the event that a horse is found to be subject to both soring and scar rule violations during the same inspection, the more severe penalty shall be imposed. If a horse is on probation for soring, and a scar rule violation is recorded, the violations are mutually exclusive, and the violator shall be on a separate probation period for the scar rule violation. Multiple suspensions are to be served consecutively, not concurrently.
- M. Probationary Period: A one (1) year probation period shall commence the day after the suspension period ends. If a second violation occurs during the probation period, the second Offense penalty shall be imposed.
- N. USDA Right to Trial: The USDA reserves the right to pursue a federal case against an alleged violator in the event that the USDA believes that the Hearing Committee decision has failed to serve the purpose of the Act, the Regulations and the Plan.

## **Section 6. Mandatory Penalties for Violation**

The HPA penalty protocol and any other rules pertaining to the USDA rules will be exempt from the MFTHBA rule change procedure.

## **Section 7. Violations of Rules During the Suspension Period**

A person who has been suspended or disqualified as a result of a violation shall not:

- A. Enter a horse for the purpose of showing, exhibiting, or selling at auction ("Enter a horse as used in this section shall mean perform any of the activities that are required to be completed before a horse can actually be shown or exhibited.)
- B. Show or exhibit a horse at a horse show, public auction, or exhibition such as a college football game or parade.
- C. Judge a horse show.



- D. Enter the show ring during the course of a horse show.
- E. Enter the inspection area or holding/warm-up area where previously inspected horses are allowed to await ring or sale entry during the course of a horse show or sale.
- F. Coach any trainer, owner or exhibitor anytime during the show or exhibition.
- G. Transport horses to shows, exhibitions or public auctions.
- H. Prepare a horse on the sale, show auction or exhibition grounds.
- I. Serve as a horse show official.
- J. Serve on an HIO board while on suspension under the provisions of this plan.

The penalty for violating any of the above is a six (6) month suspension for each occurrence, to be served consecutively, not concurrently.

## **700 - SHOW RULES, POLICIES & PROCEDURES GENERAL**

### **Section 1. Show Management Policies**

The Board of Directors of the sponsoring organization of a show, sale, or exhibition, or the governing body of that organization, will be directly responsible for the operation of the show, sale, or exhibition. They will be responsible for the appointment of a show manager or similar official who will be directly responsible to them for the running of the show, sale, or exhibition. This individual must be available at all times during the event to act in executive or management capacity, including response to USDA-HPA officials (United States Department of Agriculture-Horse Protection Act). Show Management will enforce MFTHBA Rules and HPA Regulations at all times during the event.

#### **A. Show Management, Officials, Employees & Sub-contractors**

1. Show Management shall refer to the Board of Directors of the sponsoring organization of a show, sale or exhibition, or the governing body of that organization, and will be directly responsible for the operation of the show, sale or exhibition.
2. Show Officials shall include directors and/or officers of the sponsoring organization, show manager and/or show committee chairperson and vice chairperson, judges, and DQP program coordinator.
3. Show employees and/or sub-contractors shall include announcers, DQP's, show stewards and ring stewards, ring masters and other ring personnel, official farrier, official photographer, and other persons employed, contracted with or appointed by show management or show manager.

#### **B. Duties of Show Management and Show Officials**

1. Show management, as defined above, shall be in charge of the MFTHBA Approved shows.
2. Show management shall establish and approve the show bill and set forth any special considerations to be observed.
3. Show management shall be responsible for selection of the judging system to be utilized, the method of judge selection, approval of proposed judges, and employment of judge or judges selected.
4. Show management shall have the authority to enforce all rules relating to the show and may excuse any horse or exhibitor from the show prior to or during the judging.
5. Show management shall retain a copy of the judge's placement cards signed by the judge(s) for a minimum of two (2) years in order that these records will be available upon request by the MFTHBA.
6. Show officials are responsible to carry out their assigned and customary duties in a manner which promotes and provides for a successful event. Show employees and/or sub-contractors have a similar responsibility and shall observe the direction provided by show management and/or show officials as well as the rules of the MFTHBA.
7. Failure to perform the assigned duties and responsibilities in connection with the show may be deemed an act prejudicial to the best interests of MFTHBA, and as such can be considered a violation of the rules.

#### **C. Show Approval**

1. Organizations or individuals wishing to stage or sponsor an approved MFTHBA point show must obtain the approval of the MFTHBA. Approval does not carry over from year to year but must be obtained for each individual show.
2. To obtain approval, an organization or individual shall submit an application and required fee to the MFTHBA office at least thirty (30) days prior to the first date of the proposed show. The application for approval must be accompanied by a complete list of all classes for horses in the entire show whether or not all of the classes are limited to MFTHBA registered horses. All fox trotter classes will observe MFTHBA rules. An MFTHBA carded judge will be required.
3. The Board of Directors of MFTHBA reserves the right to approve or deny any show requested by any organization or individual.

## **Section 2. Exhibitor Procedures and Policies:**

- A. Liability Disclaimer:** MFTHBA and any co-sponsoring organizations shall not be responsible for any personal injury or for loss or damage to property, occurring at any MFTHBA activity. Each owner, exhibitor, handler or consignor shall indemnify and hold harmless the MFTHBA, its officers, directors, committees and employees from and against all claims, demands, causes or actions and expenses of every kind, including attorneys' fees, arising out of or related in any manner to the actions or omissions of an owner, exhibitor, handler or consignor. Presentation of signed entry or consignment forms shall be deemed acceptance of the condition of this rule. In the event any entry or consignment form is not signed or presented, appearance on the grounds or at the sale ring or any MFTHBA activity as an exhibitor, handler, owner or consignor shall be deemed to be acceptance of the condition of this rule.
- B. Exhibitor Policies:**
1. The exhibitor is the person responsible for showing or exhibiting in the arena or show ring the horse entered into a class.
  2. The exhibitor is responsible to execute, sign, and cause to be submitted to the show personnel at the entry desk the entry form on the horse. The exhibitor is responsible for entering the correct class(s) on the entry form and understanding the requirements for showing in the class(s). This does not preclude another individual from delivering the entry form to the entry desk. The completed entry form shall include all required information, including the full registered name, number of each horse entered, and full name of each exhibitor.
  3. Such entry shall be submitted prior to the calling of the class or other entry deadline as established by show management. Any change to the entry is required to be completed at the entry desk prior to the close of registration hours for classes at the Three-Year Old Futurity/Spring Show and/or the Show & Celebration at Ava, MO.
  4. An exhibitor is required to be an MFTHBA member in good standing to exhibit a horse in an MFTHBA show at the Three-Year Old Futurity/Spring Show and/or the Show & Celebration at Ava, MO. This membership requirement applies to the owner of the horse to be exhibited as well.
  5. All horses exhibited in any class in an MFTHBA-sponsored show must be registered with the MFTHBA, and registration papers must have been presented to the MFTHBA office relating to either registration or transfer to a new owner.
  6. An owner may enter one or more horses in a class, but an exhibitor may exhibit only one horse in a performance or model class. Each horse may have only one exhibitor per class, with the exception of the open costume class or other specific multiple-exhibitor class (such as Mars-Venus). In versatility classes, specific rules apply to the number of horses that can be exhibited by an individual.
- C. Exhibitor Status:** The term "status", used in conjunction with "Amateur" or "Professional" refers to the exhibitor, and does not refer to the horse in any respect. In order to participate in Open or Amateur classes at the Three-Year Old Futurity/Spring Show or the Show & Celebration held each year, one must be a current MFTHBA member in good standing and carry either an Amateur Card or Professional Card indicating exhibitor status. For Youth, an Amateur Card marked to indicate youth membership may be issued and comply with this requirement. Such cards are issued per calendar year upon receipt of a properly completed and signed application indicating that member meets the requirements as an amateur or professional, and accompanied by the current fee. If there is a question of whether a person is a professional or an amateur, the final determination shall be made by the MFTHBA Board of Directors. For any Youth, age 17 or under as of January 1 of the current year, in order to participate in classes at the Three-Year Old Futurity/Spring Show or the Show & Celebration, membership in the MFTHBA is required. Shows at other locations may require the possession of an Amateur Card or Professional Card at the individual show management's option. MFTHBA-approved point shows require an Amateur Card for those entering Amateur point classes. For the purpose of these rules, remunerate or remuneration is defined as follows: remunerate is to pay or compensate for work or service done; to reward, or recompense. Synonym: pay.

1. **Amateur Status:** A person is an amateur who, upon attaining age 18 as of January 1 of the then current year, does not engage in any activities which would cause him/her to be classified as a professional. See No. 2, Professional Status as shown below. An amateur may exhibit in any class that is not restricted to them as to age, gender, or other requirements in these rules or on the show bill. The following will not affect amateur status:
    - a) Standing a breeding stallion, buying or selling, or boarding horses does not affect a person's amateur status;
    - b) The writing of horse related books or articles
    - c) The acceptance of remuneration for judging, working as a farrier, or serving in the capacity of DQP or other show employee at horse shows, sales exhibitions;
    - d) Winnings, paybacks or awards as a result of placement in a class.
    - e) Conducting educational clinics and/or seminars where the presenter's expenses may be covered/reimbursed, with no additional remuneration, provided that member otherwise meets the requirements as an amateur.
  2. **Professional Status:** A person 18 years of age or older as of January 1 of the then current year becomes a professional for MFTHBA show purposes once he/she accepts remuneration for riding, training, or showing a horse in performance, model or versatility classes.
  3. **Youth Status:** Youth 11 and under are restricted to Youth Classes only. Youth age 12-17 as of January 1 of the then-current year, may exhibit in any class that is not restricted to them as to age, gender or other requirements in these rules or on the show bill. For youth ages 12-17, an Amateur Card marked to indicate youth membership is required to exhibit in MFTHBA Amateur classes.
    - a) A consent form signed by the parent or guardian is required
    - b) With the exception of a weanling colt in a halter-type class, a stallion shall not be exhibited by a youth at any show.
    - c) Youth attain Amateur status as of January 1 of the then current year after reaching age 18. Professional status in lieu of Amateur status may be obtained at that age, provided other professional requirements are met.
- D. Misrepresentation of Status:** Any person who is a Professional and falsely represent themselves to be an Amateur in order to exhibit in Amateur classes, and any person who falsely participates or provides false information in the application process for a change of status, shall be subject to disciplinary action.

### **Section 3. Tack & Equipment:**

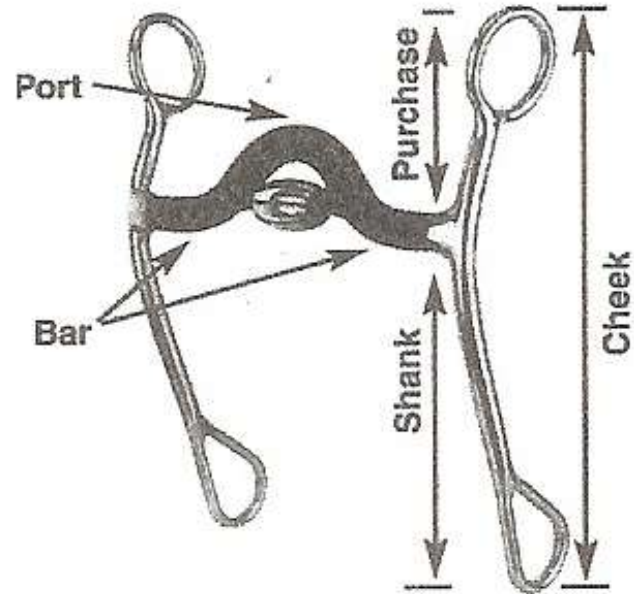
- A. **General** (see 700 Show Rules, Policies & Procedures Versatility Competition Section 5 Versatility Tack & Equipment)
1. The standard bridle includes a browband and cavesson. Colored browband and cavesson are appropriate except where specified otherwise. Western-type bridles are permitted except in classes where specified otherwise. Bitless bridles are permitted.
  2. Bits should be of the grazing, snaffle, curb, half-breed or hackamore type. No cruel or inhumane bits or similar devices will be permitted. The cheek will not be more than 9 1/2" excluding any rings that are added to the cheek to attach the reins. Curb chains are permissible and must be at least one-half inch in width (1/2"). Wire or solid curbs are prohibited regardless of how padded or covered.
    - b) **Curb bit** - a leverage bit. The headstall is attached in a slot or ring (fixed opening) above the mouthpiece. The reins are attached in a ring or slot (fixed opening) below the mouthpiece. A Curb bit generally has shanks; but if the rein is attached below the mouthpiece in a different ring or slot, leverage is created whether there are visible "shanks" or not, and the bit is considered a curb bit. A curb strap or curb chain is attached to the cheek piece or purchase.

#### CURB BIT TERMS

**PURCHASE** - the part of the bit above the mouthpiece. This affects both the timing and the leverage of the bit.

**CHEEK** - sides of the bit, includes both purchase and shank.

**SHANK** - the part of the bit below the mouthpiece that gives you leverage on the mouthpiece. The shorter the shank, the less severe, the longer the shank, the more severe



3. Saddles shall be of the Western type, with a horn, except in classes where specified otherwise. Australian saddles are not permitted.
4. Martingales or similar tie downs are prohibited except in specified classes.
5. Spurs and whips are permitted, unless otherwise specified by show management.
6. Protective boots, leg wraps and leg bandages are prohibited in Performance classes.
7. Tail and Mane extensions are permitted in all Performance, Model and Versatility classes.
8. Any sharp object such as a nail, guitar pic, etc., that is used to stick the horse in the neck in front of the saddle, is prohibited in a performance class.

#### Section 4. Horse Show & Show Ring Procedures and Policies

A. **Exhibition Protocol:** The exhibitor has a responsibility to present and conduct him or herself in a manner which exemplifies sportsmanship, manners and a personal image befitting high standards. To these ends, the following rules are to be observed:

1. Exhibitors should be neat in appearance, in properly fitting riding or exhibiting attire. Specific attire may be enumerated by class, but in the absence of other requirements the following shall govern:
  - a) Long sleeved jacket, shirt with collar or blouse; suit or pantsuit as appropriate or slack pants.
  - b) Blue denim jeans are prohibited in any performance or model classes, unless weather conditions are such that show management shall authorize a relaxation of clothing specifics. Blue denim jeans are allowed in the following Versatility classes: Ranch Horse classes, all timed (speed) events and all cattle classes.
  - c) Hats and neckwear (ties or bolos) are recommended for gentlemen exhibitors and are optional for ladies, unless required by class rules. Any exhibitor can opt to use a safety helmet in any class, without penalty, and shall exhibit in a helmet where required. Helmets are to be ASME/SEI Certified
  - d) Proper footwear with heels appropriate to the class must be worn, and spurs may be used as appropriate.
2. Numbers shall be prominently displayed on each side of saddle pads in riding classes and worn by handlers in model classes. In English Pleasure, Sidesaddle or Costume classes, the number may be worn by the exhibitor. The number refers to the horse being exhibited.
3. If an exhibitor is guilty of unsportsmanlike conduct, the MFTHBA may, under violation policies and procedures, suspend the rights of such exhibitor to participate in approved MFTHBA shows for a period as judged appropriate.

**B. Show Ring Procedures and Policies - Exhibitors:** All exhibitors should present their horses in such condition and in a manner that will best promote the attributes of the breed. Any exhibitor not having his/her horse under sufficient control should request to be excused from the arena. Should that not occur, the exhibitor shall be dismissed from the ring and shall be disqualified from that class. This is including but not limited to rearing, balking, running off, running backwards, running sideways, or interfering with another horse or horses. Any judge may make this call, either independently or acting in conjunction with another judge or judges by means of requesting coordination through the ring master. Additionally, the following policies and procedures shall apply:

1. Regarding entries, each horse is shown only in the horse's respective class, and this class is determined by age, sex, and/or class type. For the purpose of eligibility for competition, the age of a horse shall be computed by the calendar year, starting January 1 of the year foaled. The exception to this is that any foal born from September 1 through December 31 shall be considered for show purpose only, to fall in the following year.
2. It is the responsibility of exhibitors to be assembled in sufficient time to enter the arena when the class is announced without a delay to the class. After the class is announced, no DQP inspection for that class shall begin. A period of three (3) minutes shall be allowed during which horses shall be permitted to enter the ring. If the horse has not entered the ring after the three (3) minutes, a one (1) minute warning announcement shall be made, during which time a late arrival may enter the arena. At the expiration of that time (4 minutes total), the gates are to be closed, the class called, and no other horse shall be permitted to enter. In the event of a failure of an announcing system, it is still the exhibitor's responsibility to be ready to enter the arena within the specified time. Failure of the exhibitor to present himself/herself in sufficient time to enter the arena during this four-minute period, for whatever reason, shall be deemed a disqualification from this class and any subsequent class for which this class is a qualifier. If a class or classes are cancelled, the subsequent class s not be moved up until all exhibitors entered in the class are present through DQP. If all exhibitors for the subsequent class are not present, show management will allow a maximum of ten (10) minutes for each cancelled class before commencing the next class.
3. Exhibitors requesting additional time between back-to-back classes for a tack change shall advise the DQP or show official prior to the class in order that appropriate timing can be provided. A delay not to exceed seven (7) minutes may be granted.
4. In all performance and model classes, exhibitor shall bring each horse through the gate single file, turning to the right, and proceeding along the rail in a counter clockwise direction until otherwise directed. In performance classes it is appropriate to enter at a foxtrot. While it may be announced to enter at a fox trot, the decision is at the discretion of the exhibitor and is optional. The horse will not be judged until all competitors are in the arena, the gate is closed, and the class is called.
5. Exhibitors called to reverse their horses shall do so by turning toward the center of the arena or reversing to the inside (away from the rail). A brief pause (not to exceed 30 seconds) is permissible. Minor adjustments to a bridle or curb chain may be made in performance classes; however, riders are not permitted to dismount during this reverse period, and no outside assistance is permitted.
6. Should an exhibitor desire to be excused, permission shall be requested from the Ring Master or Judge, and the exhibitor is to remain in the center of the ring until excused. If an exhibitor voluntarily removes a horse from the ring without securing permission, that exhibitor shall be disqualified by show management from that and all future classes of the show, and forfeit all prizes and entry fees, if any, for the entire show.
7. Any exhibitor whose horse is openly bleeding, or whose horse is showing lameness, or who is presenting a bad image of the breed is requested to excuse himself or herself from the class. In the event an exhibitor does not request to be excused, the judge or show management shall excuse

and disqualify said exhibitor. Obvious lameness is cause for disqualification, and such lameness includes the following:

- a) consistently observable at any gait under any circumstance;
  - b) marked nodding, hitching or shortened stride;
  - c) minimal weight bearing in motion and at rest and/or inability to move.
8. An exhibitor will be disqualified if the horse and/or rider fall during a class. A horse is considered to have fallen when shoulder and haunch on the same side touch the ground.
  9. Exhibitors are to follow the directions of the show management, Ring Steward or Ring Master at any time while in the show ring.

**C. General Show Ring and Judging Procedures:** The following items govern general showing standards for classes except in the event where class-specific requirements govern:

1. In performance and model classes, each horse shall enter the arena single file to the right. A total time not to exceed four minutes from announcement of the class is allowed for horses to enter the arena. See B. 2, above, the “3-minute rule”.
2. In multi-judge shows the call judge is the first judge passed when entering the entry gate.
3. No performance gait shall be called by the judge until the gate is closed.
4. Judge, or call judge when present, shall direct the presentation of the horses in the required gaits. This may be accomplished through use of the Ring Master, as warranted.
5. In performance classes, horses shall be shown both ways of the ring at least once around the arena in each of the gaits. Gaits to be judged in accordance with Missouri Fox Trotting Horse Breed Standards as defined in 100 - Standards of the Fox-Trotting horse. The order of performance gaits each way of the arena shall be flat foot walk, fox trot, flat foot walk, and if applicable, the canter and flat foot walk.
6. Horses may be reversed at the flat foot walk, or fox trot if class so specifies, reversing to the inside (away from rail). Minor adjustments by the rider to bridle or curb are permitted, and gait is to be resumed within 30 seconds.
7. If an exhibitor desires to be excused, permission must be requested from the Judge or Ring Master, and exhibitor must remain in the center ring until excused. Exhibitors voluntarily removing a horse without proper permission shall be disqualified from that class and all future classes of the show, forfeiting all prizes and entry fees, if any, for the entire show.
8. Workouts may be called for by the judge for any place or places. All horses in a workout shall be placed consecutively insofar as the number of places will allow. In a championship workout, all gaits will be required both ways of the ring.
9. Horses are to be lined up after the initial showing for inspection and judging
10. See **G.** below which outlines specific gait and conformation standards for performance and model classes.

**D. Special Show Ring and Judging Procedures:**

1. **Combining Multi-Age Classes:** In the event that show management considers that entries are not sufficient for a set age class and it becomes necessary to combine different aged classes into a single class, they may be so combined providing that the rules and regulations of the lesser age group prevail. As an example, if 2-year old and 3-year old classes are combined, regulations for the 2-year old horses are to be used.
2. **Split Classes:** A performance class may be split at the discretion of show management. Ribbons will be awarded for all horses placed in both sections, “A” and “B” of a split class.
  - a) Exception: In classes that have a money payback such as the Three-Year Old Futurity classes, these classes will require a ride off for final placement.
3. **Time Outs:** Time-outs interrupt the show and spectator pleasure, and they also cause exhibitors to bring their horses once again into gaits which have been interrupted, and for these reasons unauthorized time-outs will not be permitted. However, there are situations where a time-out is warranted. A rider needing a time-out will ride to center ring, remain mounted, and make a request to the ring person. Exhibitors will be excused from the ring if they voluntarily dismount

- without official permission. Judge will ascertain the reason for the time-out and grant it if the reason appears valid. Horses cannot leave the ring during a time-out.
- a) Time-outs will be granted by the judge for replacement of a shoe, for replacement of broken equipment, or in rare cases for other reasons which the Judge may find equally valid.
  - b) If the judge grants the time-out, horses on the rail will go at ease, and a groom or farrier may be ordered in as required. The exhibitor may then dismount. Riders at ease on the rail may make such adjustments as they desire while mounted without outside assistance.
  - c) Exhibitor taking a time-out may not make adjustments to any equipment other than that for which the time-out was authorized except for such adjustments as they make while mounted.
  - d) A total of seven (7) minutes in aggregate shall be allowed each entry for authorized time-out, but no more than two (2) times in a class.
  - e) If the Judge finds the reason for the time-out not valid, Judge will have the option of ordering the horse back on the rail or excusing it from the ring as deemed appropriate by the Judge.
4. **Timing Requirements:** At the Three-Year Old Futurity/Spring Show and the Show & Celebration at Ava, MO, the Board of Directors shall arrange for appointment of an official timekeeper to assure compliance with specific timing requirements, as follows:
- a) The four (4) minutes allowed for an exhibitor to enter the arena following announcement of a class (class call).
  - b) The seven (7) minutes allowed for a tack change granted an exhibitor with back-to-back classes.
  - c) The “time-out” allowed per horse, not to exceed seven (7) minutes total for two times for a horse in a class.
  - d) The 30 seconds permitted on the reverse will be announced.
  - e) Timing of classes (maximum) as designated by show management:
    - 1) Two-Year Olds, not to exceed 5 minutes each way of the arena with no rest period allowed, or up to 10 minutes each way of the arena with a five (5) minute rest period in between.
    - 2) Three-Year Olds, not to exceed a total of 20 minutes.
    - 3) Four-Year Olds, not to exceed a total of 20 minutes.
    - 4) Five-Year Olds and Older, not to exceed a total of 25 minutes.

**E. Exhibitor Conduct – Practices Discouraged or Disallowed:**

- 1. No attendant shall be allowed in the ring except in the Lead Line class, 11 & Under Youth class, the Pleasure Driving class where a header is used, in Special Needs classes, or the WGC performance class where saddles are to be stripped.
- 2. Horses less than four (4) years old will not be asked to canter, with the exception of those competing in versatility classes.
- 3. Any exhibitor, owner, trainer, or any other person who injects or uses any chemical agent for the purpose of relaxing a horse in any MFTHBA approved show will be subject to disciplinary action and penalty. MFTHBA show management or their authorized show personnel at any MFTHBA approved show reserves the right to check for use of forbidden substances in or on horses.
- 4. The use of electronic assistance in the show ring/arena is prohibited at the MFTHBA’s two national shows, the Three-Year Old Futurity/Spring Show and the Show & Celebration, held in Ava, MO, with the following exceptions: Use of electronic assistance devices is approved in the Performance arena only for Youth classes, Novice classes, and Special Needs exhibitors.
- 5. Chains, rollers, and/or tail sets will not be allowed at MFTHBA-approved shows.
- 6. The use of shoes other than standard (such as cowboy or keg) shoes is to be discouraged and the horse in violation of the following will be disqualified. Shoes generally weigh 10 oz. A No. 1 toe weight is 16 oz., a No. 2 toe weight is 18 oz., and a No. 3 toe weight is 21 oz. The set



allowable weight for each shoe shall not exceed twenty-one ounces (21 oz.), with no additional weight or weights allowed. Inspection of shoes for weight compliance at the Show & Celebration and the Three-Year-Old Futurity in Ava, MO will be performed on the Performance class winners (1<sup>st</sup> and 2<sup>nd</sup> places) as follows:

7. In addition to the World Grand Championship Five-Year & Older 3-Gait Open and Amateur classes and Three-Year-Old Futurity Championship, show management has the option to select additional classes for verification of shoe weights on World Grand Champion, Reserve World Grand Champion and Three Year Old Futurity winners.
  - 1) Each horse winning an Amateur or Open World Grand Championship, Reserve World Grand Championship or Three-Year-Old Futurity Championship in performance classes selected shall report to the DQP station for compliance with this rule.
  - 2) One front shoe may be pulled and weighed to be in compliance with the above. A member of show management shall be present and verify weight of the shoe when pulled.
  - 3) One front shoe must be pulled and weighed for World Grand Championship Five Year & Older 3-Gait Open and Amateur first and second place horses, to be in compliance with the above. A member of show management shall be present and verify weight of the shoe when pulled.
  - 4) If the horse is shod with a shoe other than a cowboy or keg shoes on the hind feet, one hind shoe will also be pulled and weighed during the inspection
  - 5) In instances where the shoe exceeds the maximum weight, the winner shall be disqualified from the class and the class retied. Any class winner in violation shall forfeit winnings.
  - 6) Owner and exhibitor agree to hold harmless MFTHBA or any of their official personnel in regard to removal of one front shoe as designated in this rule.
8. Horses may be shown in both Amateur and Open Divisions at MFTHBA approved shows, at the discretion of show management. At the Three-Year Old Futurity/Spring Show and the Show & Celebration, however, competition is restricted to one division only, either Amateur Division, Open Division, and no horse may be shown in both divisions. Exception: Open Amateur classes are non-designated; therefore, a horse may be shown in Open Amateur and either Open or Amateur classes.

**F. Division Designations – Open, Amateur, Novice, Youth & Other:** While exhibitors are classified as Professional, Amateur or Youth, as defined in Exhibitor Procedures & Policies, B, the divisions in which they can participate have additional descriptions as shown. The Amateur Division shall have the option for two categories of exhibition in which the Amateur is required to own the horse: Amateur Owned and Amateur Owned & Trained. In addition, other sub-category class descriptions for the Amateur Division include Limited Exhibitor, Amateur No Professional Training 90 days prior and Novice. Specific requirements for these classes are provided in this section. Amateurs may show in the Open Amateur Division without restriction as to ownership of the horse, except that the owner must be an MFTHBA member. At show management's discretion, individual class designations may include additional requirements. Unless restricted by age and gender of the exhibitor or the horse, members can participate as follows:

**1. Open Division Classes:**

- a) **Horse Ownership:** There is no restriction as to ownership of the horse except that it must be owned by a person or co-owned by persons or entity holding current MFTHBA membership(s).
- b) **Exhibitor:** Must hold MFTHBA membership, and in order to show at either of the two national shows, the Three-Year Old Futurity/Spring Show or the Show & Celebration, exhibitor must hold either a current Amateur Card or Professional Card. For Youth, an Amateur Card marked to indicate youth membership shall comply with this requirement. At either of the two national shows, the Three-Year Old Futurity/Spring Show or the Show & Celebration, if a professional's family member elects to show a customer's horse, that family member shall be required to show in the Open or Open Amateur classes but will not lose any amateur status they may have attained provided they are not remunerated for the showing of the horse.

- c) **Horse to be Exhibited:** Must meet the age and gender requirements of the class. Division designation, Open or Amateur, at the Spring Show and Celebration in Ava, MO will be observed. Horses are required to be registered with MFTHBA. No other restrictions will be placed on the horse.
2. **Open Amateur Division Classes:**
- a) **Horse Ownership:** There is no restriction as to ownership of the horse except that it must be owned by a person or co-owned by persons or entity holding a current MFTHBA membership(s)
  - b) **Exhibitor:** Must hold MFTHBA membership and in order to show at either of the two national shows, Three-Year Old Futurity/Spring Show or the Show & Celebration at Ava, MO, exhibitor must hold a current Amateur Card.
  - c) **Horse to be exhibited:** Must meet age and gender requirements of the class. Horses shown in Open Amateur classes may be from either Open or Amateur division classification. Horses are required to be registered with MFTHBA. No other restrictions will be placed on the horse.
3. **Amateur Owned Division Classes:**
- a) **Horse Ownership:** The exhibited horse must be owned by the Amateur member who is exhibiting the horse or owned by immediate family members as defined in the following statement, or by certain legal entities as described below. Immediate family members are spouse, child, stepchild, parent, grandparent, grandchild, step-grandchild, step-parent, sibling, aunt, uncle, niece, nephew, and in-law. Separate legal entities, such as family corporations, trusts or partnerships, are also qualified as authorized owners of the amateur exhibitor's horse so long as all legal and equitable owners and beneficiaries of the legal entity are individuals specifically meeting stated amateur and family designations contained in these rules. In the case of co-owned horses, all owners must be members of the exhibitor's immediate family or the acceptable entities mentioned above.
  - b) **Exhibitor:** Must hold MFTHBA membership, and in order to show at either of the two national shows, the Three-Year Old Futurity/Spring Show or the Show & Celebration, exhibitor must hold a current Amateur Card. For Youth, an Amateur Card marked to indicate youth membership shall comply with this requirement.
    - 1) Professional's family member may show in amateur classes at the two national shows under the following exhibitor and ownership conditions:
      - a) that family member does not meet the qualifications of a professional;
      - b) that family member is the owner of record on the horse's registration papers with completed transfer of ownership with MFTHBA by March 1 of the year in which the horse is to be shown;
      - c) the horse may be owned by that individual or with another non-professional immediate family member of that individual.
    - 2) **Horse to be Exhibited:** Must meet the age and gender requirements of the class. Division designation, Open or Amateur, at the Spring Show and Celebration in Ava, MO will be observed. Horses are required to be register with the MFTHBA. No other restrictions will be placed on the horse.
4. **Amateur Owned & Trained Division Classes:**
- a) **Horse Ownership:** At the Three-Year Old Futurity/Spring Show or the Show & Celebration at Ava, MO, horse must be owned by the amateur member who is exhibiting the horse or owned by immediate family members as defined in the following statement, or by certain legal entities as described below. Immediate family members are spouse, child, stepchild, parent, grandparent, grandchild, step-grandchild, stepparent, sibling, aunt, uncle, niece, nephew, and in-law. Separate legal entities, such as family corporations, trusts or partnerships, are also qualified as authorized owners of the amateur exhibitor's horse so long as all legal and equitable owners and beneficiaries of the legal entity are individuals specifically meeting stated amateur and family designations contained in these rules. Transfer of ownership to current amateur member or immediate family member must be recorded in the MFTHBA office at least sixty (60) days prior to the date the horse is to be shown in an Amateur Owned and Trained designated class. In the case of co-owned horse all owners must be members of the exhibitor's immediate family or the acceptable entities mentioned above.

- b) **Exhibitor:** Must hold MFTHBA membership, and in order to show at either of the two national shows, the Three-Year Old Futurity/Spring Show or the Show & Celebration, exhibitor must hold a current Amateur Card. For Youth, an Amateur Card marked to indicate youth membership shall comply with this requirement.
- c) **Horse to be Exhibited:** Must meet the age and gender requirements of the class. Division designation, open or amateur, at the Spring Show and Celebration in Ava Will be observed. Horses are required to be registered with MFTHBA.
- d) **Training of Horse:** Effective January 1, 2009, it will be permissible for horses to be started under saddle by a person other than the amateur owner. Starting under saddle is meant to convey breaking, including saddling, accepting the bit, forward motion, stop, and responding to the reins. A period not to exceed thirty (30) days will be permitted. No additional training by a Professional is permitted for horses shown in this division.
  - 1) For those wanting to take advantage of this option, a signed and notarize statement from the owner will be required to be on file at the MFTHBA office showing:
    - a) the horse's name and registration number;
    - b) dates starting under saddle began and ended;
    - c) name, address and phone number of person contracted with for starting of the horse;
    - d) name and signature of the owner/individual, whether owned by an individual or by a corporation or trust in which the individual is a principal, as the owner/trainer who will exhibit the horse.

#### 5. **Youth Division Classes:**

- a) **Horse Ownership:** There is no restriction as to ownership of the horse except that it must be owned by a person or entity holding a current MFTHBA membership.
- b) **Exhibitor:** In order to show at either of the two national shows, the Three-Year Old Futurity-Spring Show or the Show & Celebration, Youth must hold an MFTHBA membership, with the exception of Lead Line classes. Youth must have a consent form signed by a parent or guardian in order to exhibit a horse in an MFTHBA approved show. In Leadline classes for ages 2 through 6, all exhibitors will be awarded a first-place ribbon.
- c) **Exclusions:** Youth classes do not permit the exhibition of a stallion, with the exception of a weanling in weanling model classes or a weanling in the Versatility In Hand Trail class
- d.) **Safety:** Helmets and wireless electronic devises are recommended but optional both preliminary and championship classes. Versatility classes are exempt.

**G. Additional Amateur and Youth Descriptions:** The following information provides additional descriptions utilized at MFTHBA sponsored shows. Each class will require the appropriate Division descriptions (i.e Open, Amateur, Amateur Owned, Amateur Owned and Trained or Youth) to be listed on the show bill.

#### 1. **Limited Exhibitor Division Classes:**

- a) **Horse Ownership:** Must meet the ownership requirements designated by the Division listed on the showbill (I.E Open Amateur Limited Exhibitor will meet the ownership requirements outlined for Open Amateur.
- b) **Exhibitor:** Must meet the exhibitor requirements for the designated Division (i.e. Youth Limited Exhibitor classes will meet the exhibitor requirements under the Youth Division). In addition, exhibitors may not have won a WGC or Reserve WGC at any time in the competition area of the designated class (i.e. Performance, Model, Versatility, or Ranch Horse), This excludes WGC or Reserve WGC's won in the Novice/Apprentice and Youth divisions. Exhibitors may not have won a 1<sup>st</sup> or 2<sup>nd</sup> place in any MFTHBA class in the competition area of the designated class (i.e. Performance, Model, Versatility, or Ranch horse) excluding Novice/Apprentice and Youth in the last two calendar years. Youth who have won non-youth WGC, Reserve WGC, or 1<sup>st</sup>/2<sup>nd</sup> place must meet the criteria outlined in order to enter this class.
- c) **Horse to be Exhibited:** Must meet the requirements designated by the Division and other requirements listed on the show bill. Horses are required to be registered with MFTHBA.

## 2. Novice Division Classes:

- a) Novice designation may apply to either the Horse or the Rider but not both in the same class. It should be clearly listed on the show bill whether the class is a Novice Rider or Novice Horse class.
- b) **Horse Ownership:** Must meet the ownership requirements designated by the Division listed on the show bill (i.e. Open Amateur designated classes will meet the ownership requirements outlined for Open Amateur Division).
- c) **Exhibitor:** Must meet the ownership requirements designated by the Division listed on the show bill. In Novice Rider designated classes, exhibitors may not have won a Reserve World Championship, a Reserve World Grand Championship, or 1st place in any MFTHBA class in the competition area (i.e. Performance, Model, Versatility or Ranch Horse), excluding Novice/Apprentice and Youth divisions. In Versatility only, Novice designation will be applied for a specific class (i.e. Western Pleasure, Reining, etc.). Once an individual has won an Amateur Novice or Amateur Apprentice Division Championship they may no longer show in Amateur Novice/Apprentice classes. Youth who have exhibited and won in Non-Youth classes in the competition area of the designated class (i.e. Performance, Model, Versatility or Ranch Horse) may not show in this division. Person eligible for Novice classes as of January 1 of the current year will remain a Novice for the calendar year.
- d) **Horse to be Exhibited:** Must meet the ownership requirements designated by the Division listed on the show bill. In Novice Horse designated classes, the horse may not have won a Reserve World Championship, a Reserve World Grand Championship, or 1st place in any MFTHBA class in the competition area of the designated class (i.e. Performance, Model, Versatility or Ranch Horse). In Versatility only, Novice designation will be applied for a specific class (i.e. Western Pleasure, Reining, etc.). A horse eligible for Novice classes as of January 1 of the current year will remain a Novice for the calendar year.

## H. Other Class Designations:

1. **Pony Classes:** Designated Pony classes are Missouri Fox Trotting Pony Registry classes. Only MFTPR registered ponies are eligible to participate in designated pony classes. The pony may be tentatively or permanently registered. Tentatively registered ponies may be height inspected prior to entering a class.
2. **Out of State:** Exhibitors may hold either an Amateur or Professional card. The Out of State class is open to any horse whose owner of record resides outside the state of Missouri. In addition, the exhibitor must also reside outside the state of Missouri.
3. **Specialty:** The term “specialty” is used to designate the class as a two gait (flat walk and fox trot) class versus the traditional aged horse which require a flat walk, fox trot and canter. In the Open division, specialty would be used to designate a two-gait class for horses 4 years and older. In Amateur Divisions, it would be used to designate a two-gait class for horses 5 years and older.
4. **Senior Citizens:** Age requirement for the class will be set by show management and will be clearly defined on the show bill.
5. **Show Pleasure Trail Class-2 Gait:** This class is judged on the performance of the horse over and thru obstacles, with emphasis on manners, response to the rider and attitude. At least six obstacles will be used. There are 3 mandatory obstacles;
  1. Opening, passing through and closing a gate
  2. Riding over at least four logs or poles. These can be in a straight line, curved, zigzagged or raised.
  3. Backing obstacle. Optional obstacles include. Serpentine, wooden bridge, mailbox, side pass, carry an object, tarp on ground, etc. Faults that will result in a no score on a particular obstacle, but does not mean disqualification include: doing an obstacle differently than described on the pattern, missing, not attempting or not completing an obstacle or wrong gait. Disqualification from the class will occur for illegal equipment, more than one finger between split reins, except when changing hands to work an obstacle (note special rules for horses 5 years and under), or obviously cueing the horse on the neck to lower the head. Please refer to the MFTHBA rules for details regarding how the Trail Class is scored.

- a) Trail/ Western Pleasure/Country Pleasure (if riding Western): Western show apparel, split or romal reins required, cowboy hat or helmet required, no cavessons, ribbons or gag bits. See 700 Show Rules, Policies & Procedures Versatility Competition, Section 5, A – C
6. **English Pleasure 2 Gait:** English Pleasure horses should exhibit relaxed, free flowing movement, while exhibiting correct gaits that are of proper cadence. Horses should be obedient, have a bright expression with alert ears, and should respond willingly to the rider with light leg and hand contact. The class will be judged on performance, condition and conformation. Maximum credit shall be given to the flowing, balanced, willing horse. Horses will work both directions of the ring at the flat foot walk and Fox Trot. Horses should back easily and stand quietly. English Pleasure can be divided into two sections: Hunt Seat/Dressage Seat and Flat Seat. At some shows, these disciplines will be combined into one class.
- a) English Pleasure & Country Pleasure (if riding English)
- i. Hunt Seat/Dressage - English style snaffle bit, Kimberwick bits, or Pelham bit (with two reins); hunting, forward seat or dressage saddles; breeches, tall boots and hunt or dressage coats; tie or chocker required; hunt cap, hard hat or dressage top hat or derby required.
  - ii. Flat Seat- Weymouth or Pelham bits may be used in full bridle (double-reined bridle), only refined English shank bits are allowed no aluminum or western grazing bits; cutback, dressage or park type English saddles; saddle suits or saddle suit jacket with Kentucky jodhpurs; ties required; derby or soft hat required
7. **Western Pleasure 2 Gait:** The western pleasure horse works quietly exhibiting an exceptionally smooth ride without excessive action or animation yet maintaining a natural rhythm. Maximum credit is given to the flowing, balanced, rhythmic and willing horse, which gives the appearance of being fit and a pleasure to ride. Horses must work both ways of the ring at the trail walk, flat walk, and Fox Trot. The judge may ask for a halt on the rail to test for quietness ask for a back on the rail, ask the horse to back clear of the line-up and/or do a 360 degree neck reined turn to the right or left. The judge may also request the reverse to be performed at the walk or the Fox Trot. The following standards of judging will apply: 40% for Fox Trot, 20% for flat walk, 20% for trail walk, 10% for conformation, and 10% for equitation, Reins must be held in one hand and cannot be changed during performance. Faults which may cause disqualification include: Changing hands or two hands on reins, more than on finger between reins or improper use if romal (see MFTHBA rules).
- a. Trail/ Western Pleasure/Country Pleasure (if riding Western): Western show apparel, split or romal reins required, cowboy hat or helmet required, no cavessons, ribbons or gag bits. See 700 Show Rules, Policies & Procedures Versatility Competition, Section 5, A – C
8. **Country Pleasure 2 Gait:** Exhibitors may compete in English or Western tack and attire, but tack/attire should not be mixed (English saddle does not go with Western bridle and attire). This class is a two-gait rail class that is judged on the quality and consistency of the flat walk and fox trot as well as manners of the horse under saddle. The horse should have a quiet nature and be responsive to the rider's commands. Horses should exhibit a relaxed, willing, free flowing, rhythmic movement, which shows a fit horse and gives the rider the most pleasurable of rides.
- a. Trail/ Western Pleasure/Country Pleasure (if riding Western): Western show apparel, split or romal reins required, cowboy hat or helmet required, no cavessons, ribbons or gag bits.
- b. English Pleasure & Country Pleasure (if riding English) See 700 Show Rules, Policies & Procedures Versatility Competition, Section 5, D – G
- i. Hunt Seat/Dressage - English style snaffle bit, Kimberwick bits, or Pelham bit (with two reins); hunting, forward seat or dressage saddles; breeches, tall boots and hunt or dressage coats; tie or chocker required; hunt cap, hard hat or dressage top hat or derby required.
  - ii. Flat Seat- Weymouth or Pelham bits may be used in full bridle (double-reined bridle), only refined English shank bits are allowed no aluminum or western grazing bits; cutback, dressage or park type English saddles; saddle suits or saddle suit jacket with Kentucky jodhpurs; ties required; derby or soft hat required.
9. Versatility and Ranch Horse Class descriptions can be found in 700 - SHOW RULES, POLICIES & PROCEDURES Versatility Competition

- I. **General Judging Standards:** In any class, horses shown must be serviceably sound, and any horse with evidence of unsoundness or other conditions deemed to be of a serious nature shall be disqualified. In performance classes, the signature fox trot gait is to be given a heavier weight to any other gait performed, and a standard has been established to evaluate and judge the performance of a class of horses (see 100 - Standards of the Fox-Trotting horse). In model classes as well, a matrix is in place to be used in judging. In classes other than performance or model, specific rules will govern for each class, and will be stated in a following section of these rules. Judges will be required to judge according to the approved standards of the MFTHBA as defined in 100 - Standards of the Fox-Trotting horse. Those who fail to judge by the MFTHBA standard, upon review of the video of the class or classes, will be given a warning. A second instance will cause the Judge to face removal from their duties. In cases where a valid complaint appears in connection with the placement of horses, the judge or judges will be requested to review the video and give explanations as to their reasons for the placements given.

**Equitation/Horsemanship:**

1. The horse should be well-mannered and under control at all times.
2. The rider's head should be up, eyes straight and the seat squarely in the saddle.
3. The shoulders should be square over the hips and the back should be straight. Leaning forward or backward excessively is not desirable.
4. The arms should hang naturally to the elbows. The elbows should be held close to the side and bent so that they form a straight line through the wrists to the bit.
5. The length of the stirrup should be adjusted so the ankle bones of the rider are even with the tread of the stirrup (when the feet are out of the stirrup and the legs are allowed to hang naturally.)
6. The ball of the foot should be on the tread of the stirrup. The heel should be slightly lower than the toe.
7. Reins should be adjusted so that the rider has light contact with the horse's mouth and at no time shall reins require more than a slight hand movement to control the horse. Excessively tight or loose reins will be penalized.
8. The point of the shoulder, hip and heel of the rider should form a straight vertical line, as should the point of the knee to the toe.
9. Overall, the rider should appear relaxed, comfortable and in harmony with the horse, presenting a pleasing picture.

**Performance Classes:**

1. Performance classes are to be judged as follows:
  - a) 3-Gait Classes: 40% Fox Trot; 20% Flat Foot Walk; 20% Canter; 10% Conformation, 10% Equitation.
  - b) 2-Gait Classes: 50% Fox Trot; 25% Flat Foot Walk; 15% Conformation; 10% Equitation.
2. Youth performance classes are to be judged as follows:
  - a) 2-Gait Classes: 50% Fox Trot; 30% Flat Foot Walk; 10% Conformation; 10% Equitation.
  - b) Youth Equitation Classes: 80% Equitation & Horsemanship; 20% Performance Gaits.
3. Specialty Classes, such as the Costume and Side Saddle:
  - a) Costume Classes: 80% Costume; 20% Performance Gaits.
  - b) Side Saddle Classes: 50% Attire; 25% Performance Gaits & Conformation; 25% Equitation.
4. Additional classes may be added, and in such event, they shall be judged in accordance with the above standards.

**Model Classes:** Horses shall be shown in hand at a walk unless otherwise specified by show management. Entries should be led into the arena wearing an appropriate halter or bridle and are to be lined up at the discretion of the judge. When entries are lined up, they should stand erect with all feet under them, ears forward, and horses should be alert. All entries should be clean and neatly trimmed, not overly fat or thin, and present a healthy appearance. A Judge may penalize disobedience of the horse in final scoring up to 50%. A Judge shall dismiss a horse if it offers an obstacle to other exhibitors, including horses rearing, balking, kicking, running away or leaving arena. A “form to function” score card outlines the manner in which a horse is to be judged. This scoring guide defines the individual components relating to the Conformation Score Card in these areas:

1. Model classes are to be judged as follows:
  - a) Balance 40%, Conformation Structure 20%, Feet & Legs 15%, Gait 15%, Conditioning 10%
    - 1) Balance 40%
      - a. Vertical, 15%: Top of withers to chest floor = chest floor to ground
      - b. Horizontal, 15%: Body is divided into three equal parts:
        - (1) Point of shoulder to withers
        - (2) Withers to hip
        - (3) Hip to buttock
        - (4) Neck to be equal to or longer than 1/3 of body
      - c. Head, 10%
        - (1) Length to be equal or shorter than 1/3 of body
        - (2) Distance from outside of one eye to outside of the opposite eye should be equal to one-half length of head
        - (3) Large nostrils
        - (4) Refined muzzle and jaw
        - (5) Ears of moderate size and shape, setting forward and erect at halter
    - 2) Conformation Structured, 20%
      - a. Slope of shoulder, 5%: Long, flat, 45 to 50-degree angle
      - b. Width of chest and hip, 5%: should be wide and equal
      - c. Slope of croup, 5%:
        - (1) Same height as withers
        - (2) Slight downward tilt
        - (3) Tailset high
      - d. Muscle development, 5%:
        - (1) Gaskin
          - (a) Smooth on the outside of the leg with slight bulge
          - (b) Flat gaskin inside the leg
        - (2) Forearm
          - (a) Moderate muscle in forearm
          - (b) Muscles are long patterned
        - (3) Chest
          - (a) Should be wide
          - (b) Defined pectorals
        - (4) Moderate muscle, rear quarter
          - (a) Width at hip to be equal to width at buttock
  - (3) Feet & Legs, 15%
    - a. Straight front legs and feet, 5%
      - (1) Viewed from side
      - (2) Viewed from front
      - (3) Foot oval shaped, setting at approximately same angle as shoulder
    - b. Set of rear leg and feet, 5%
      - (1) Viewed from side

- (a) Should have slight set to leg
      - (b) Post leg and sickle legs are discounted
    - (2) Viewed from rear
      - (a) Should be straight from hip through foot
      - (b) Rear foot should be oval shaped, with short toe and heel
      - (c) Legs should be moderate width when viewed from rear
    - (3) Legs should appear set on the corners of the body
  - 4) Gait, 15%
    - a. Stride, 5%
      - (1) Free moving
      - (2) Rear foot over striding front foot track
    - b. Rhythm, 5%
      - (1) Up and down movement of head while being led in hand
      - (2) Movement or ripple of tail while being led in hand
    - c. Tracking, 5%
      - (1) Traveling in a straight line
      - (2) Rope walking, paddling, or winging to be considered for severe penalty
  - 5) Conditioning and General Health, 10%
    - a. Fleshing, 5%
      - (1) Horse should not be overly fat or thin
      - (2) Cresting of neck should be discounted
    - b. Hair Coat, 5%
      - (1) Should be shiny with a healthy luster
      - (2) Should be shed and trimmed to meet standards of the region
- 2. Exhibitors of horses shown at halter may be instructed by the judge through the ring person to reset or move their horse to another location in the arena for comparative or other purposes.

**J. Ladies Sidesaddle Class:** For hundreds of years, sidesaddle was considered the only way for a lady to proceed properly on horseback. The sidesaddle nearly disappeared between WWI and WWII.

1. General: All sidesaddles are required to be in a safe, rideable condition whether new, original or renovated. Breakaway and/or safety stirrup of modern size is recommended. Pads may be used with a sidesaddle in all styles except Hunt Seat. Avoid using a pad over 1 inch in thickness as the extra thickness can cause the sidesaddle to roll. Breast collars are optional. Colored or decorative browbands, cavessons and show ribbons identify sidesaddle mount as a Missouri Fox Trotter and may be used if appropriate for the rider's attire. Sidesaddle attire should not interfere with the movement of the horse.
2. Equitation: The saddle must fit both the horse and rider for a secure and easily obtainable seat. The rider should be squarely balanced on the centerline of the horse. The rider's breeches seam should line up with the center back of the saddle and the horse's spine. The saddle should allow the rider to sit level with weight maintained through the thigh of the right leg. The rider does not sit back on her seat bones, nor lean to either side. Shoulders and hips should be square with care being given that the right shoulder remains back. In the event the shoulder moves forward, the right hip will as well, destroying the rider's square seat. The right leg, secured around the upright horn, should hang naturally, ready to press against the horse's shoulder when needed. The right foot may be carried level or with toe slightly downward to secure the knee on the upright horn. The right boot should be fully covered by the rider's skirt or apron. Left heel should be slightly down and away from the horse's side so that the left knee can rest against the saddle. The stirrup length should be adjusted so that a hand can be slid between the and the left knee, or about 1 inch. The rider's hands may be carried either up close to her body, using an extra long rein, or



- down on either side of her knees. Above all, the rider should project stillness, sitting quietly in the saddle, with little movement in the back, shoulders, hands and legs.
3. Attire: The styles of attire, white quite varied, should reflect appropriateness for one to ride a horse. Whether modern or period attire, it should not interfere with movement of the horse. The rider's skirt or apron must be weighty enough so that it hangs well and will not blow back or cover the horse's rump. Clothing should not jiggle or flop during movement. Dangling jewelry, excessive use of ruffles, bows or veils detracts from the quiet, elegant image the rider wants to project. Hats or headpieces are required. Gloves are optional but recommended and must be a glove appropriate for riding. Summarized descriptions for modern and period sidesaddle attire are as follow:
- a) Modern Sidesaddle Attire includes adding an apron to the outfit worn by astride riders.
    - 1) Hunt Attire and Dressage Attire: Depending on the style of English saddle: to be in keeping with English apparel traditions, formal or informal.
    - 2) Saddle Seat Attire, formal or informal: Apron should match or compliment saddle suit or day coat and be of ankle length to jodhpur boots. Derby, Homburg or top hat without veil is appropriate. Hair should be put up neatly with a bow and/or net.
    - 3) Western Attire: Western apron replaces chaps as protection for the legs. It may be the standard button-style or have chap-back type waistband, to be worn with belt under loops. Apron may be plain in heavy fabric, leather or suede. It may be ankle length or 2" to 4" above the left ankle but must completely cover right foot. Western hat without veil is appropriate. Rider is to wear contemporary western fashion, unless striving for a period style. Exhibitor must ride a western sidesaddle.
  - b) Period Sidesaddle Attire: It is important for today's sidesaddle rider to research period riding attire and to avoid wearing clothing that is unsuitable or incorrect for riding. It should be kept in mind that a woman rider should evoke thoughts of elegance. Historically speaking, the majority of women did not ride, as many could not afford horses. The ladies that did ride were able to afford special riding attire called "habits." Since modern laundry techniques were not available, women did not wear lace petticoats/lingerie when riding. Pantaloon similar to today's stirrup pants or breeches of chamois or soft leather were the chosen undergarments. Ladies did not ride in their evening wear, house dresses or street gowns, as this was highly inappropriate (i.e., Victorian walking suits or southern belle ball gowns). A lady never rode in a cleavage-exposing low neckline. Also, parasols and drawstring purses presented a hazard to both horse and rider, as did excessive skirt fabric fashionably draped on the left side. The only attire spread over the rump of the horse was the Renaissance cloak or cape.
4. Judging is to be based 50% on attire, 25 % on equitation, and 25% for flat foot walk, fox trot and conformation.

**K. Three Year Old Futurity Class Regulations:** Registered Missouri Fox Trotting horses may be nominated as two-year olds to show the following year in the Three-Year Old Futurity held each spring at the national show grounds in Ava, MO.

- 1. **Nominations:** Will be accepted through October 31, with a midnight postmark of that date acceptable, in order to qualify for the nomination fee of \$200. For those wishing to pay in full at time of nomination, a 10% discount is offered for a total cost of \$180. Late nominations will be accepted November 1 through May 30, however the nomination fee will be increased each month with the total amount due at time of nomination. Fee is due at time of nomination. No nominations will be accepted unless paid in full along with any applicable penalty beyond close of business day May 31.
  - a) A fee payment schedule has been established for those horses nominated on or before October 31, and is shown as follows:

- 1) At time of nomination, \$40, plus four subsequent payment of \$40 each due on or before the 10<sup>th</sup> of these months: November, December, February, and March.
  - 2) A penalty for late payment is equal to the amount of the monthly payment, i.e., a November payment after November 10 would be \$80 -- \$40 for monthly installment and \$40 penalty.
  - c) All horses must be paid in full, including any applicable penalties, by close of business May 31. Postmark is not acceptable for the May 31 deadline.
  - d) Notices are sent as a courtesy to members choosing to pay by installment plan. Penalties will still be assessed in the event a notice is not received prior to a due date.
  - e) A sufficient number of nominations, as determined by the Board of Directors, must be received by January 1 or fees will be refunded.
2. **Entry Form:** A completed entry form, available from the MFTHBA Office and on the MFTHBA website, must show all requested information.
- a) All entries are to be sent to the MFTHBA Office, accompanied by check payable to MFTHBA.
  - b) In the case of death of a nominated horse, a refund in full will be made upon receipt of a death certificate from a licensed veterinarian, dated the day of death and received by the MFTHBA office within thirty (30) days of date of death.
3. **Training Rules:** Horses may be shown at halter until January 1 of the year the horse is to be shown in the Futurity, but no horse may be shown in a performance class prior to the Futurity.
- a) For those wanting horses to be shown in Amateur Owned & Trained class the exhibitor must first hold a current Amateur Card and be owner of the horse. Further, the exhibitor and horse must be in compliance with the section titled **(Horse Show & Show Ring Procedures & Policies, F. 4. d)** of these rules which provides: Effective January 1, 2009, it will be permissible for such horses to be started under saddle by a person other than the owner. Starting under saddle is meant to convey breaking, including saddling, accepting the bit, forward motion, stop, and responding to the reins. A period not to exceed 30 days will be permitted. (see that section specified above for reporting requirements)
4. **Exhibiting:** Horses will show in Futurity classes under current MFTHBA rules, in the MFTHBA Spring Show, traditionally held during the second week of June. Declaration as to Division, whether Open, Open Amateur, Amateur Owned & Trained shall be made at the time the horse is entered in the class. Entries must be made before class entries are closed on day of show.
- a) Classes will be adjusted in number by the Board of Directors or their designee.
  - b) Each class is to be ridden a period not to exceed 20 minutes maximum.
  - c) Time is to be kept by an Official Timekeeper appointed by the Board of Directors to assure compliance with specific timing requirements.
  - d) Horse Show & Show Ring Procedures and Policies shall be observed, and exhibitors are required to be aware of and comply with this section as it relates to the Futurity classes.
  - e) Those showing in Open, Open Amateur, Amateur, or Amateur Owned & Trained must be entitled under the rules to show in such division. The current MFTHBA member who shows the horse must meet the requirements of that specified division.
  - f) In Amateur Owned & Trained the horse as well as the member must meet the requirements. In addition, for a Futurity-nominated horse, the 30-day maximum period allowed for starting of the horse by an individual other than the owner must be completed prior to February 15 of the Futurity year.
  - g) If protested and found guilty of violating these rules, the member will forfeit all winnings and be suspended from showing at MFTHBA shows for thirteen months.

5. **Judging:** The Futurity classes will be judged by the current system of judging in place as approved by the Board of Directors.
  - a) A judge will not be eligible to judge if he/she has trained, exhibited, conditioned, boarded or owned any nominated horse or has acted as an agent or handler of a nominated horse to be shown during a one-year period prior to Futurity date.
  - b) The judge and the immediate family of the judge shall not own or exhibit a horse in the Futurity classes or other Spring Show classes.
  - c) Discussion of Futurity classes either before or during the show by those judging the show is inappropriate and will not be permitted.
  
6. **Payback:** This amount will be determined by the number of entries in each division. Of the total nomination fees paid, 15% will be allocated as an administrative fee to be retained by the MFTHBA and 85% less DQP expenses will be paid back to the Futurity performance classes.
  - a) Entry fees paid for horses which do not show will be prorated to each of the three divisions based on the percentage of horses shown in that particular division. This is accomplished by dividing the actual number in a division by the total horses in Futurity classes to establish the appropriate percentage.
  - b) Each entry must provide a W-9 form. Payback entries will be mailed to the person listed on the entries W-9 form as soon as possible after the show.
  - c) Payback distribution of allocated money shall be as follows in each Futurity performance class:
 

|                        |     |                         |      |
|------------------------|-----|-------------------------|------|
| 1 <sup>st</sup> Place: | 25% | 6 <sup>th</sup> Place:  | 6%   |
| 2 <sup>nd</sup> Place: | 20% | 7 <sup>th</sup> Place:  | 5%   |
| 3 <sup>rd</sup> Place: | 15% | 8 <sup>th</sup> Place:  | 4%   |
| 4 <sup>th</sup> Place: | 10% | 9 <sup>th</sup> Place:  | 3.5% |
| 5 <sup>th</sup> Place: | 9%  | 10 <sup>th</sup> Place: | 2.5% |
  - d) Should preliminary classes not be full, any unpaid or remaining funds will be added to the stake class payback funds.

**L. Show Protest:** At National Shows at Ava Missouri, specifically the Three Year Old Futurity/Spring Show & the Show and Celebration, anyone protesting another ones compliance with MFTHBA regulations will be required to make a deposit of \$200.00 to the authoritative parties at the show grounds where the protested action occurs. The complaint must be in writing and signed by the complaining party. For affiliates or other organizations or other shows these rules can be utilized or modified as needed.

1. Complaint must be turned in within 30 minutes following the protested occurrence. All horses and exhibitors involved must remain on the show grounds for 60 minutes after their respected classes.
2. Show management will meet to make determination whether to hear the protest or decline to hear the protest. This action is to be determined within the 60 minute period. A decision on the protest is to be made within the following 24 hours with a subsequent announcement of the decision being made as quickly as practicable.
3. If the protest is upheld or the show management refuses to hear the protest the deposit shall be returned to the one making the protest. However; if the protest is overturned or the protest is dropped by the one making the protest, the deposit shall remain with the organization.

## **700 - SHOW RULES, POLICIES & PROCEDURES**

### **VERSATILITY COMPETITION**

#### **Versatility of the Missouri Fox Trotting Horse**

The MFTHBA Versatility Program has been implemented with the goal of showcasing the versatile, unique, practical and valuable Missouri Fox Trotter attributes. The Missouri Fox Trotting horse is an excellent working and family horse. The quiet disposition, willingness, ability to perform in any situation, and athletic ability of the Fox Trotting Horse are unsurpassed in the versatile horse world. Versatility classes are designed to demonstrate the horse and rider as a unit, working together. This horse and rider team showcases a well-trained, athletic and willing horse that is a pleasure to ride and an accomplished horseman who has mastered an art.

#### **Section 1. Versatility Champions:**

A. **Versatility Champion** is the highest award at an MFTHBA Versatility Competition. This award is based only on Versatility points. The Versatility Championship is not a class as such, but rather a method of scoring each horse's overall versatility at a show. The scoring has been designed to recognize the diversity of the horse rather than spotlighting a specialty type horse at a show. The Versatility Champion may not actually win classes but may place well in more events and in more categories, earning the most points a result win the Versatility Competition as outlined below.

**Ranch Horse Champion** honors the ranch or working horse. Where Ranch Horse competitions are held, this event will showcase the abilities of the horse in typical ranch situations. Scoring will award points for the skills demonstrated by the horse and rider team.

#### **B. World Champion and World Grand Champion titles:**

1. Class winners at the Annual Show and Celebration will earn the title World Champion.
2. The World Grand Champion Versatility title will be awarded to the winner of each division (Open, Amateur and Youth) at the Annual Show and Celebration. A Reserve World Grand Champion Versatility title may also be awarded in each division. To be eligible for the World Grand Champion title a horse must place in the top ten of at least one class in Category 1 (three-gait classes - Western Pleasure and English Pleasure) and must compete in all Versatility categories. Points will accrue and be tabulated from each class in the Versatility categories listed below.
3. The World Grand Champion Ranch Horse title will be awarded to the winner of each division (Open, Amateur and Youth) at the Annual Show and Celebration. A Reserve World Grand Champion Ranch Horse title may also be awarded in each division. To be eligible for the World Grand Champion title a horse must participate in four of the six classes in the Ranch Horse Competition.

#### **C. Show Requirements:**

1. All approved MFTHBA Point Shows that offer Versatility or Ranch Horse classes, or Championships shall follow official rules, standards and policies of the MFTHBA.
2. All special events such as, but not limited to, futurities, derbies and circuits, will be governed by the current rules and regulations of the MFTHBA unless specific safety or legal variations are approved by the Board of Directors.
3. Show management shall have the right to:
  - a) Cancel divisions at an approved point show as necessary, when exhibitors in a division number two or less.
  - b) Combine identical classes of divisions and judge concurrently.

#### **D. General Eligibility requirements:**

1. MFTHBA registration shall be required of a horse for eligibility.
2. MFTHBA membership is required for both owner and exhibitor.
3. All classes are open classes unless specified as an amateur, novice, youth class, or class being run concurrently for two or more divisions.

4. Versatility horses must be at least three years of age (unless specifically designated) to be eligible for placing in any class. Horses competing in Hunter Hack or Hunter over Fences classes are required to be four years of age or older.
5. Entry forms for individual classes are to be completed and filed with show entry desk personnel prior to the class, as required by Show Management, with proper information on the horse and exhibitor (rider/handler), and with appropriate signatures.
6. Exhibitors can show up to three horses in classes where horses perform individually. Points earned accrue to each horse. A horse may not be shown by more than one exhibitor in a particular class.
7. A Youth may not show a stallion with the exception that a youth may show a weanling colt in the In-Hand Trail class.

**E. Versatility Divisions:**

1. At show management's discretion, a show may have up to three divisions - Open, Amateur and Youth. The division classes may be combined at show management's discretion to run concurrently but will be judged and pointed on an individual division basis. Riders/exhibitors will declare their division at the beginning of the show.
2. A horse may not be shown by more than one exhibitor in a particular class. Amateur and Youth exhibitors are eligible to show in Open Division classes unless restricted by specific show requirements (i.e., age, etc.). A horse may be eligible for "World Grand Champion" or any high point award in more than one Division, and points will be based on the number of entries in that particular division showing in the class.
3. Open Division: horse is not restricted to the same exhibitor in all classes in the Three-Year-Old Futurity/Spring Show or the Show & Celebration in Ava, Missouri. Points accrue to the horse only.
4. Amateur Division: horse must have the same exhibitor in all classes in the Three-Year-Old Futurity/Spring Show or the Show & Celebration in Ava, Missouri. Points accrue to the horse and exhibitor team.
5. Youth Division: horse must have the same exhibitor in all classes in the Three-Year-Old Futurity/Spring Show or the Show & Celebration in Ava, Missouri. Points accrue to the horse and exhibitor team.
6. Multiple exhibitors may be allowed at Affiliate shows in any division at the discretion of show management, with points accruing to the horse only within a single division.
7. Versatility Championships, high points and classes may be added or deleted at the discretion of the Board of Directors.

**F. The Point System for Awards:**

1. Chart A below is being established as a universal point system and is to be used at the Spring Show/Futurity, the Annual Show and Celebration, Regional Championships and other MFTHBA-approved shows to assign points to be awarded for each of the Versatility and Ranch Horse classes.
2. In the case of a division tie for a Versatility Championship, the winner will be determined using criteria in the following order until the tie is resolved:
  - a) the horse with the greater number of points earned in Category 1 classes;
  - b) horse earning points in the greater number of categories;
  - c) horse earning points in the greater number of classes.
3. Points shall be awarded based on the total number of horses actually judged in a class in a given division.
  - a) Scratched entries shall not count towards total number of entries in a class.
  - b) No points shall be awarded to a disqualified entry. However, the disqualified entry shall count toward the number of participants in a class.
  - c) The judge, at his/her discretion, may refuse entry to the arena for improper attire or prohibited equipment. Further, a judge has an obligation to disqualify an entry for obvious lameness as defined in Section 4. In such cases, these entrants shall not count toward the total number of entries in a class for point purposes.

- d) When division classes (Open, Amateur and Youth) are held concurrently and then split for points purposes, the points will be based on the number of entries in that particular division showing in the class. Open exhibitors will be pointed in conjunction with other open competitors; amateurs vs. other amateurs; and youth vs. youth.
4. In case of a division tie for Versatility High Point, the winner will be determined using criteria in the following order:
- the horse competing in the most classes in that category
  - the horse placing highest in the most classes in that category
  - exception to be the speed horse category, tie will be broken by the fastest average of the classes in that category.

**“CHART A”**

|            | Number of Entries in class |                 |                 | Placing         |                 |                 |                 |                 |                 |                  |
|------------|----------------------------|-----------------|-----------------|-----------------|-----------------|-----------------|-----------------|-----------------|-----------------|------------------|
|            | 1 <sup>st</sup>            | 2 <sup>nd</sup> | 3 <sup>rd</sup> | 4 <sup>th</sup> | 5 <sup>th</sup> | 6 <sup>th</sup> | 7 <sup>th</sup> | 8 <sup>th</sup> | 9 <sup>th</sup> | 10 <sup>th</sup> |
| 1          | 1                          |                 |                 |                 |                 |                 |                 |                 |                 |                  |
| 2          | 2                          | 1               |                 |                 |                 |                 |                 |                 |                 |                  |
| 3          | 3                          | 2               | 1               |                 |                 |                 |                 |                 |                 |                  |
| 4          | 4                          | 3               | 2               | 1               |                 |                 |                 |                 |                 |                  |
| 5          | 5                          | 4               | 3               | 2               | 1               |                 |                 |                 |                 |                  |
| 6          | 6                          | 5               | 4               | 3               | 2               | 1               |                 |                 |                 |                  |
| 7          | 7                          | 6               | 5               | 4               | 3               | 2               | 1               |                 |                 |                  |
| 8          | 8                          | 7               | 6               | 5               | 4               | 3               | 2               | 1               |                 |                  |
| 9          | 9                          | 8               | 7               | 6               | 5               | 4               | 3               | 2               | 1               |                  |
| 10 or more | 10                         | 9               | 8               | 7               | 6               | 5               | 4               | 3               | 2               | 1                |

**G. Versatility Categories and Classes:**

|              |                                                               |                                       |
|--------------|---------------------------------------------------------------|---------------------------------------|
| Category I   | Showmanship at Halter<br>Western Pleasure<br>English Pleasure | Versatility Pleasure Horse High Point |
| Category II  | Reining<br>Western Horsemanship<br>Trail<br>Ranch Cutting     | Versatility Working Horse High Point  |
| Category III | Barrel Race<br>Stake Race<br>Pole Bending                     | Versatility Speed Horse High Point    |

**Section 2. Judging Standards for the Versatility Horse**

**A. General:** In any class, horses shown must be serviceably sound and any horse with evidence of unsoundness or other conditions deemed to be of a serious nature shall be disqualified. An exhibitor shall be disqualified if the horse and/or rider fall during an under-saddle class. A horse is considered to have fallen when shoulder and haunch on the same side touches the ground. A fall that occurs after crossing the finish line will not be cause for disqualification. A good Versatility horse has a free-flowing stride of reasonable length in keeping with his conformation. He should be shown with light contact and under control at all times. He should be responsive and smooth, while exhibiting correct gaits. The Versatility horse is a willing, athletic horse that is easily controlled, capable of executing forward gaits, backing, pivoting and side passing. Correct equitation and proper gait will be a consideration in the judging of all Versatility classes shown under saddle.

## **B. Gaits:**

1. **Flat Foot Walk:** Unless otherwise specified, any time a walk is called for it is to be a flat foot walk (FFW). The flat foot walk shall be a flat, four beat ground covering gait, performed in a square rhythmic free- flowing manner. When correctly performing the flat foot walk, you will hear a steady, equal four beat cadence produced by the hooves, the head shake will be more animated than in the fox trot, and the rider will be getting a smooth ride.
2. **Trail Walk:** A slow relaxed careful walk on a loose rein with the horse's head lowered. The trail walk would be appropriate when maneuvering in classes where there are short distances between obstacles (20 feet or less), when approaching obstacles (within 10 feet or less) or when working an obstacle (stepping over poles, walking into back-thru, walking over bridge, etc.). This gait will be required in Western Pleasure, Western Horsemanship, Trail classes and Western Riding.
3. **Fox Trot:** The fox trot of a Versatility horse should be of a proper footfall pattern (cadence) as described in 100 – Section 2, Standards of the Fox Trotting Horse, The foxtrot gait should be smooth and pleasurable to ride. The stride should be of reasonable length in keeping with the conformation of the horse. Animation and/or head shake shall not receive extra consideration above correct rhythm and natural gait, nor shall these actions be penalized as they are natural characteristics of the Foxtrotter.
4. **Canter/Lope:** For the purpose of these rules the terms canter and lope shall be interchangeable. Lope is generally the term used in Western style classes. Canter is the term conventionally used in English style classes. The canter or lope for the Versatility horse should be a rhythmic, slightly rolling, three beat gait of moderate speed, suitable for the pleasure or working horse. Unless otherwise specified, horses moving to the left should canter on the left lead and horses moving to the right should canter on the right lead. The Versatility horse should maintain a consistent moderate speed with light contact on the reins. Horses traveling at a four beat gait are not considered to be performing the canter/ lope gait properly and shall be penalized. Excessive speed, excessive animation, or pumping of the reins will be severely penalized.
5. **Hand Gallop:** The hand gallop should be a definite lengthening of the canter/lope stride with a noticeable difference in speed. This is not a race, the horse should be under control at all times and be able to halt in a smooth, balanced manner.

## **Section 3. Equitation/Horsemanship**

**A. General:** One of the main concerns of the rider of any horse should be that of safety. Safety is important to avoid injury to the rider as well as to the horse. This safety may be achieved through correct equitation/ horsemanship and should apply to the riding on any horse for work, pleasure or show.

1. The horse should be well mannered and under control at all times.
2. The rider's head should be up with the eyes looking in the direction of intended movement.
3. The shoulders should be square over the hips; the back should be straight, and the rider's seat should be in the saddle. Leaning forward or backward excessively is not desirable.
4. The arms should hang naturally to the elbow. The elbows should be held close to the side and bent so that a straight line is formed through the wrists to the bit.
5. The ball of the foot should be on the tread of the stirrup. The heel should be slightly lower than the toe.
6. Reins should be adjusted so that the rider has light contact with the horse's mouth and at no time shall reins require more than a slight movement to control the horse. Excessively tight or loose reins will be penalized.
7. The point of the shoulder, hip and heel should form a straight vertical line, as should the point of the knee to the toe.
8. Overall, the rider should appear relaxed, comfortable and in harmony with the horse, presenting a pleasing picture.

## **B. Western Equitation/Horsemanship:**

1. The rider should appear natural in the seat and maintain a relaxed upright position with the upper body at all gaits. A balanced, functional and correct position must be maintained.
2. The rider should sit in the center of the saddle and the horse's back with the legs hanging to form a straight line from the ear, through the center of the shoulder and hip, touching the back of the heel or through the ankle. The heels should be lower than the toes, with a slight bend in the knee and the lower leg should be directly under the knee. The rider's back should be flat, relaxed and supple.
3. The rider's head should be held with the chin level and the eyes forward and may be directed slightly toward the direction of travel. Excessive turning of the head or looking down at the horse's head or shoulder is to be penalized. The shoulders should be back, level and square. The rider should maintain secure contact with the saddle from the seat to the inner thigh. Light contact should be maintained with the saddle and horse from the knee to mid-calf. The knees should point forward and remain closed with no space between the exhibitor's knee and the saddle. The exhibitor will be penalized for positioning the legs excessively behind or forward of the vertical position. Regardless of the type of stirrup, the feet may be placed home in the stirrup, with the boot heel touching the stirrup or may be placed with the ball of the foot in the center of the stirrup. The rider's toes should be pointing straight ahead or slightly turned out with the ankles straight or slightly broken in. Riding with toes only in the stirrup is inappropriate and will be penalized.
4. Only one hand may be used on the reins and the hand must not be changed, with the following exceptions:
  - a) Exhibitor may change hands to work an obstacle in Trail or Ranch Versatility such as the gate, mailbox, carry obstacle, drag obstacle or slicker;
  - b) Horses five (5) years and younger (junior horses) that are shown with a hackamore or snaffle bit may be ridden with two hands on the reins. Tails of the reins must be crossed on the opposite side of the neck from where they are attached to the bit.
5. Except in 4. b noted above, when using split reins, a hand around the reins with the index or first finger between reins is permitted, but the free hand is not allowed to touch the reins. The ends of the reins must fall on the side on the reining hand. Using two hands on the reins is an automatic disqualification.
6. When using romal reins, the rider's hand shall be around the reins with the wrists kept straight and relaxed, the thumb on top and the fingers closed lightly around the reins. The extension shall be carried in the free hand with a 16" (40cm) spacing between the reining hand and the free hand holding the romal. No fingers are allowed between the reins. The free hand may be used to adjust the rider's length of the rein while working, except in Reining. During Reining, except during the hesitation or settling of the horse, use of the free hand while holding the romal to alter the tension or length of the reins from the bridle to the reining and a score of 0 will be applied. The romal shall not be used forward of the cinch or to signal or cue the horse in any way. Any infraction of the rule shall be penalized severely by the judge.
7. The rider's rein hand should be carried near the pommel either directly over the saddle horn or slightly in front of it and no more than 4 inches to either side. Direction should be given to the horse by the weight of the rein on the horse's neck and not by moving the hand/wrists to apply bit contact. When the horse is in motion, the rider's hands shall be clear of horse and saddle. Touching horse, grabbing the saddle horn or any other part of the saddle with the free hand will be penalized severely. The free hand and arm may be carried bent at the elbow in a similar position as the hand holding the reins, or straight down at the rider's side. Excessive pumping as well as extreme stiffness of the free arm will be penalized.

## **C. English Equitation/Horsemanship:**

1. The rider's head should be up, eyes straight. The shoulders should be square over the hips and the back should be straight. The rider should sit in the center of the saddle and the horse's back with the legs hanging to form a straight line from the ear, through the center of the shoulder and hip, touching the back of the heel or through the ankle.



2. The Hunt Seat upper body position at the fox trot should be only slightly in front of the vertical. At the canter the body should be positioned slightly more in front of the vertical. As the stride is shortened, the body should be in a slightly more erect position. The Hand Gallop should be ridden in a two-point position. The legs are on the horse's sides while the seat is held out of the saddle. When at the hand gallop, the angle of the rider's upper body will vary somewhat as the horse's stride is shortened and lengthened. A good standard at a normal hand gallop should be about 30 degrees in front of the vertical.
3. The stirrup iron should be on the ball of the foot and must not be tied to the girth. The heels should be lower than the toes, with a slight bend in the knee. The knees should point forward and remain closed with no space between the exhibitor's knee and the saddle. Stirrup length for those riding in a hunt seat saddle will be shorter than for those riding in a dressage or flat saddle (Saddle Seat).
4. The arms should hang naturally to the elbows. The elbows should be held close to the side and bent so that they form a straight line through the wrists to the bit.
5. The rider's hands should be slightly apart, over and in front of the withers and the knuckles turned inside the vertical. An angle of 30-35 degrees inside vertical is optimal. The hands must be steady with very limited movement. The rider should appear relaxed, comfortable and in harmony with the horse, presenting a pleasing picture.
6. Communication between horse and rider should be through subtle cues, and aids should not be obvious.

**Section 4. Lameness:** The judge shall examine and check for lameness all horses brought into any class. This is essential regardless of whether or not the competition indicates it is necessary. Obvious lameness shall be cause for disqualification.

1. Obvious lameness is defined as:
  - a) Consistently observable at any gait under all circumstances.
  - b) Marked nodding, hitching or shortened stride.
  - c) Minimal weight bearing in motion and/or at rest and inability to move.

## **Section 5. Versatility Equipment**

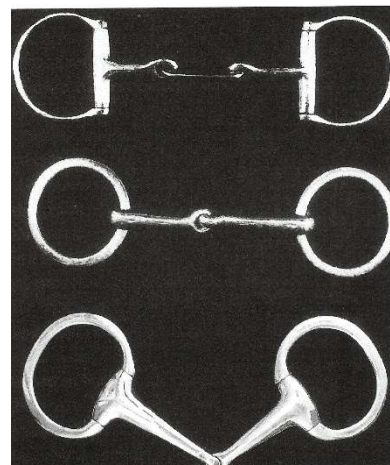
### **A. General**

1. Failure by exhibitor to display correct number(s) in a visible manner may result in disqualification. All junior horses age five (5) and under will have a "J" marked next to their exhibitor number.
2. Exhibitors choosing to wear protective headgear in any class may do so without penalty from Judges. ASTM/SEI Certified Helmets are required during the Hunter over Fences and Hunter Hack competitions and while schooling for those competitions. It is also recommended that all competitors wear protective headgear with a harness in speed events.
3. In any approved class, the judge shall have the authority to require the removal or alteration of any piece of equipment or accouterment, which is unsafe, or in his opinion would tend to give a horse an unfair advantage, or which he believes to be inhumane.
4. Reruns will not be allowed in instances of equipment failure. When equipment failure causes a delay or a run to be discontinued, the judge will disqualify the entry, except in the Hunter over Fences and the Hunter Hack classes.
5. Types of Bits:

- a) **Snaffle Bit** - a direct pull of non-leverage bit. The headstall and reins are attached to the same ring without obstruction at the corners of the mouth piece. There is no fixed point of attachment (loops or fixed ring).

#### EXAMPLES OF SNAFFLE BITS

From the top:  
D-Ring French Link Snaffle  
Flat O-Ring Snaffle  
Eggbutt Snaffle



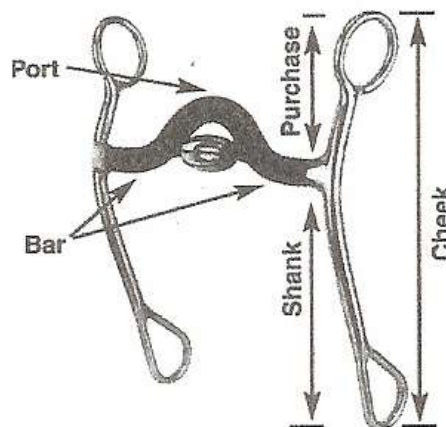
- b) **Curb bit** - a leverage bit. The headstall is attached in a slot or ring (fixed opening) above the mouthpiece. The reins are attached in a ring or slot (fixed opening) below the mouthpiece. A Curb bit generally has shanks; but if the rein is attached below the mouthpiece in a different ring or slot, leverage is created whether there are visible “shanks” or not, and the bit is considered a curb bit. A curb strap or curb chain is attached to the cheek piece or purchase.

#### CURB BIT TERMS

**PURCHASE** - the part of the bit above the mouthpiece. This affects both the timing and the leverage of the bit.

**CHEEK** - sides of the bit, includes both purchase and shank.

**SHANK** - the part of the bit below the mouthpiece that gives you leverage on the mouthpiece. The shorter the shank, the less severe, the longer the shank, the more severe.

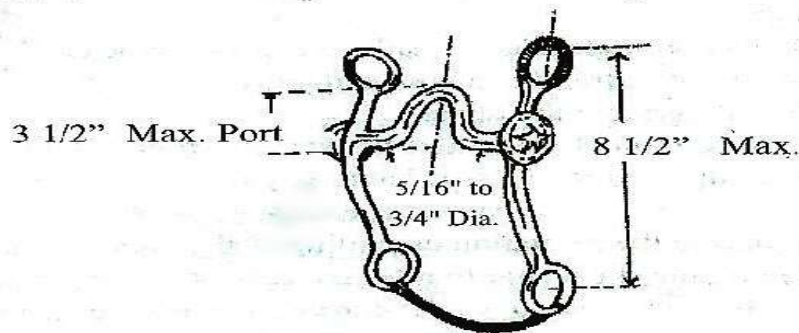


#### B. Western Equipment:

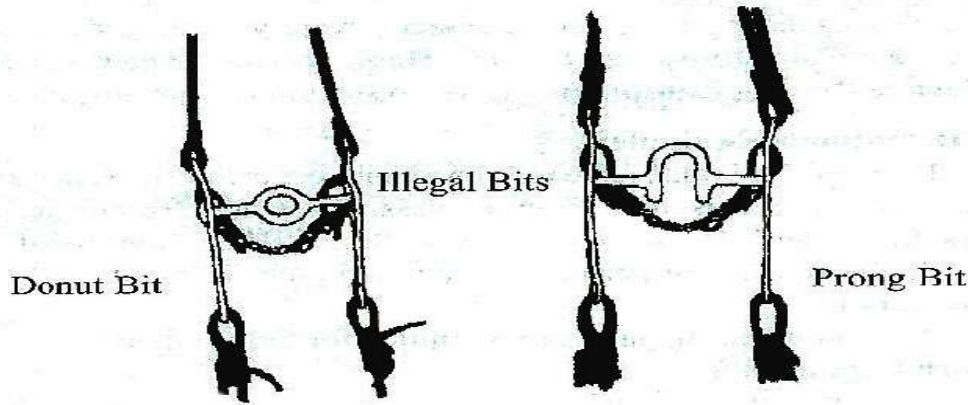
1. A tack judge will screen all Western classes prior to the specific class at the Spring Show and the Show and Celebration in Ava, Missouri. Horse Show Management should have a good knowledge in regard to acceptable tack in these classes prior to the class. Judges at the Spring Show and the Celebration in Ava, Missouri will not be required to judge for acceptable tack and attire; however, it is the responsibility of the judge to see that the tack and attire has been properly inspected and approved by the tack judge and/or steward prior to the class.
2. In all western classes horses will be shown in a western saddle with neat and serviceable working tack. Silver equipment will not count over a good working tack. It is an objective of MFTHBA that all exhibitors feel that they are competing on an equal level and not prejudged because of the amount of silver tack being used or not used.
3. Australian stock saddles are not permitted.

4. Western bridle with either split reins or romal type reins is required in all western classes. Closed reins such as gaming-type or roping reins will be permitted only in the Timed Events (Speed Classes), Ranch Horse Working Cow, Ranch Horse Roping and Ranch Horse Cutting. Cavassons are prohibited.
5. Whenever the rules refer to romal, it means an extension of braided material attached to closed reins. The extension shall be carried in the free hand with a 16" (40cm) spacing between the reining hand and the free hand holding the romal.
6. Bits should be grazing, standard snaffle, curb, half-breed or hackamore (bosal) type, (cheeks not to exceed 8 ½ inches). There shall be no discrimination against any standard western bits with mouthpieces as defined below. Mechanical hackamores and sliding rope gag bits are permitted only in Timed Events and Ranch Roping. In other Western classes, no mechanical hackamores, gag bits or cruel or inhumane bits or other severe devices will be permitted.
7. Horses five years old and younger (junior horses) may be shown in a standard snaffle bit, hackamore (bosal), curb bit, half-breed or spade bit. When junior horses are shown in snaffle bit or hackamore two hands may be used. The hackamore must be a bosal, rounded in shape and constructed of braided rawhide or leather and must have a flexible nonmetallic core attached to a suitable headstall. Attached reins may be of hair, rope or leather. No other material of any kind is to be used in conjunction with a bosal, i.e. steel, metal or chains (exception: smooth plastic electrical tape is acceptable). When a junior horse is shown in a curb, half-breed or spade bit only one hand is allowed on the reins described in Western Equitation/Horsemanship.
8. Horses six years old and older may be shown in a snaffle, hackamore (bosal), curb bit, half-breed or spade bit, but only one hand is allowed on the reins.
9. References to bits in western classes:
  - a) A Standard Snaffle bit is defined as a conventional loose O-ring, egg-butt, D-ring or "full cheek" with an outside circumference of the ring between 2" (50mm) to 4" (100mm). The ring must be free of rein, curb or headstall attachments which would provide leverage. Reins may be made of leather, hair, rope or synthetic. Split reins or Mecate setup are allowed with a standard snaffle bit, but no closed gaming style or roping reins are allowed. If a curb strap (leather only - chain prohibited) is used with a snaffle bit it must be attached below the reins.
  - b) Curb bit is defined as a bit that has a solid or broken mouthpiece, has shanks and acts with leverage. All curb bits must be free of mechanical device. When a curb bit or any bit having a fixed rein is used, a curb strap or curb chain is required, but must meet with the approval of the judge, be at least ½ inch in width and lie flat against the jaw of the horse. Rounded, rolled, braided or rawhide curb straps are prohibited. A broken curb strap or chain is not necessarily cause for disqualification.
  - c) The mouthpieces of all bits should be round, oval or egg-shaped and smooth metal, not twisted. The mouthpiece may be inlaid but must be smooth or latex- wrapped.
  - d) The bars must be a minimum of 5/16" (8mm) and a maximum of 3/4" (20mm) in diameter, measured one inch (25 mm) in from the cheek. On snaffle bits there should be a gradual decrease to center of the snaffle.
  - e) Jointed mouthpieces are acceptable and may consist of multiple pieces and may have multiple joints. A three-piece connecting ring of 1 ¼" (32mm) or less in diameter, or a connecting flat bar of 3/8" to 3/4" (10mm to 20mm), measured top to bottom and a maximum length of 2" (50mm), which lies flat in the horse's mouth is acceptable. On a curb bit, the connecting bar is to be flat.
  - f) Nothing may protrude below the mouthpiece (bar) such as extensions, prongs or rivets on solid mouthpieces, designed to intimidate the horse. Rollers attached to the center of the bit are acceptable and may extend below the bar.
  - g) The port must be no higher than 3 ½" (90mm) maximum, with rollers and covers acceptable. Broken (jointed) mouthpieces, half-breeds and spades are standard.
  - h) Slip or sliding rope gag bits, rigid donut and flat polo mouthpieces are not acceptable except in timed events and Ranch Roping. Judges may disqualify any equipment in any class that they deem to be overly harsh or inhumane.

- i) Maximum length of cheeks is 8 1/2". Cheeks may be fixed or swivel.
- j) Roping bits with both reins connected to a single rein at the center or cross bar are prohibited.
- k) Reins must be attached to each shank.



Legal Bit



10. **Optional Equipment for Western Classes:**

- a) Protective boots, leg wraps and bandages are allowed in Reining, timed (speed) events, Western Riding and Versatility Ranch Horse classes except Ranch Horse Conformation.
- b) Tie-downs are permitted for timed (speed) events and Ranch Roping only.
- c) Running martingales are permitted for timed (speed) events and Ranch Roping only.
- d) Spurs: not to be used forward of the cinch. (Spurring of the horse excessively is prohibited)
- e) Padded or covered curb chains (the curb chain must be at least 1/2" in width and lie flat against the jaw of the horse).

11. **Prohibited Equipment for Western Classes:**

- a) Protective boots, leg wraps and bandages are prohibited in Western Pleasure, Western Horsemanship, Trail, Pleasure Driving and Ranch Conformation.
- b) Wire chin straps, regardless of how padded or covered
- c) Rounded, rolled, braided, rawhide or any chin strap narrower than one-half inch in width.
- d) Martingales and draw reins, except for timed (speed) events and Ranch Roping.
- e) Nosebands used with tie-downs, except for timed (speed) events and Roping; however, these cannot have any bare metal in contact with the horse's head.
- f) Tapaderos are prohibited in all Versatility and Ranch Horse classes.
- g) In Timed (speed) events, western type tack and equipment must be used. Use of a hackamore (including mechanical hackamore or other type of bridle) is the optional choice of the exhibitor; however, the judge may prohibit the use of bits or equipment he may consider severe.

### **C. Western Attire:**

1. Exhibitors in all Western classes must wear appropriate western attire, including long sleeves and collar (band, standup, tuxedo, etc.) western hats or helmets, boots and appropriate slacks or colored jeans, blue denim jeans are prohibited. The hat, or hard hat with harness, must be on the rider's head when the exhibitor enters the arena. Optional appointments include kerchief or bolo, chaps or chinks, spurs, gloves, vest or jacket. Spurs and chaps/chinks are prohibited in Showmanship.
2. Attire in the Ranch Horse classes, timed (speed) events and any cattle classes should appear workman-like, neat and devoid of the ornamentation and high-fashion styling that requires more than a basic investment of the part of the exhibitor. The wearing of blue denim jeans is allowed.
3. Exhibitors may wear hard hat with harness in all classes and hard hat with harness is recommended for all competitors in timed (speed) events.
4. Female exhibitors must wear their hair neat and contained. This also applies to male exhibitors with long hair. Judges must penalize exhibitors who do not conform.
5. Judges, at their discretion, may authorize adjustment to attire in any class due to weather-related conditions.

### **D. English Hunt Seat/Dressage Equipment:** (Includes English Pleasure Hunt Seat & Dressage, Hunter Hack and Hunter over Fences)

1. A tack judge will screen all of the English Pleasure, Hunter Hack and Hunter over Fences classes prior to the specific class at the Spring Show and the Show and Celebration in Ava, Missouri. Horse Show Management should have a good knowledge in regard to acceptable tack in these classes prior to the class. Judges at the Spring Show and the Celebration in Ava, Missouri will not be required to judge for acceptable tack and attire; however, it is the responsibility of the judge to see that the tack and attire has been properly inspected and approved by the tack judge and/or steward prior to the class.
2. In Hunt Seat/Dressage classes, only an English snaffle (no shank), kimberwick, Pelham and/or full bridle (with two reins) will be permitted. Leather bridle with a plain leather cavesson noseband and plain leather brow band, with no color or ornamentation, must be used. Glitter, rhinestones or sequins are prohibited.
3. In reference to mouthpieces, nothing may protrude below the mouthpiece (bar). On broken mouthpieces only: Connecting rings of 1 ¼" (32mm) or less in diameter or connecting flat bar of 3/8" to ¾" (10mm to 20mm) measured top to bottom with a maximum length of 2" (50mm) and which lies flat in the horse's mouth are acceptable. All mouth pieces must be a minimum of 5/16" (8mm) in diameter to be measured 1" (25mm) in from the cheek or ring. Snaffle bit ring may be no larger than 4" (100mm) in diameter (outside). Smooth round, oval or egg-shaped, slow twist, corkscrew, single twist wire, double twisted wire jointed mouthpieces and straight bar or solid mouthpieces with a maximum of 1 ½" (40mm) high ports are allowed.
4. Bits on any style (Pelham, snaffle, kimberwick) featuring mouthpieces with cathedrals, donuts, prongs, edges or rough, sharp material shall be cause for elimination.
5. Any bit having a fixed rein, or a shank requires use of a curb chain. If a curb chain is used, it must be at least ½" (15mm) in width and lie flat against the jaw of the horse.
6. Saddles must be traditional black or brown Dressage, Hunting or forward seat type made of leather or synthetic material. A knee insert on the skirt is optional. Saddle pads may be either Olympic type or shaped to conform to saddle shape. Saddle pads should be white or of a conservative color and may have contrasting piping or binding, but no ornamentation. Dressage saddles are prohibited in Hunter Hack and Hunter over Fences.
7. **Optional Equipment for Hunt Seat/Dressage:**
  - a) English spurs of the un-rowelled type. No western spurs of any kind allowed.
  - b) Crops or bats
  - c) Gloves
  - d) English breast plate
  - e) Braiding of mane and/or tail in hunt/dressage style (no show ribbons in mane)

8. **Prohibited Equipment for Hunt Seat/Dressage**

- a) Draw reins
- b) Rowelled spurs
- c) Standing or running martingales
- d) Figure 8 or flash cavesson
- e) Protective boots, leg wraps and bandages (except in Hunter Hack and Hunter Over Fences)
- f) Mechanical hackamores and gag bits
- g) Ribbons or ornamentation in mane.

E. **Hunt Seat/Dressage Attire: (Includes English Pleasure, Hunt Seat, Dressage, Hunter Hack & Hunter Over Fences).**

- 1. **Hunt seat riders** should wear hunt coats of traditional conservative colors such as navy, dark green, gray, black or brown. Maroon and red are acceptable but not preferred. The use of glitter, rhinestones or sequins are prohibited. Breeches are to be of traditional shades of buff, khaki, canary, light gray or rust, with high English boots of black or brown. Jodhpurs and paddock boots are acceptable for youths 12 and under.
- 2. Black, navy, blue or brown hardhat (with harness for youth or in over fences classes) is mandatory.
- 3. A tie or choker is required
- 4. Gloves, English spurs of the un-rowelled type and crops or bats are optional.
- 5. Hair must be neat and contained (as in net or braid). Judges must penalize exhibitors who do not conform.
- 6. **Dressage riders** should wear hunt or dressage coats in any traditional or conservative color, in seasonal weight, with light colored or white breeches and high English boots. Stock tie or choker is required (men may wear dress tie). Black hunt cap, hard hat or top hat or derby is required.
- 7. In Hunter Hack and Hunter over Fences, ASME/SEI Certified helmets are mandatory while schooling and/or during competition, noncompliance shall be cause for elimination. Exhibitors choosing to wear protective headgear in any class may do so without penalty from Judges.
- 8. Judges, at their discretion, may authorize adjustment to attire due to weather-related conditions.

F. **Saddle Seat Equipment:**

- 1. Bridle - Leather English bridle with a noseband or cavesson and may have a colored or leather brow band and cavesson. Glitter, rhinestones or sequins are prohibited.
- 2. Bits - English Snaffle or English curb bit - English curb bits have a single ring for the headstall and curb attachment. The headstall and the curb chain attach in the same ring because the ring is large enough to accommodate both the leather of the headstall and the hook of the curb chain. Allowable English curb bits for Saddle Seat include: Wonder gag bit, bits with "Walking Horse" shanks; Weymouth; Pelham with single or double reins; Kimberwick, a full bridle with double reins and other refined bits with a maximum shank width of ½". No sliding rope gag bits, elevator bits or any altered bits are allowed. The port of any bit must not exceed 1 ½". Maximum length for cheeks is 8 ½". Curb chains must be attached to the same cheek piece as the headstall, must lie flat and be at least ½" in width. Western grazing bits are prohibited.
- 3. Reins - Closed reins, whether flat or braided, of leather, rubber or synthetic material.
- 4. Saddle - Cut back or park type saddles are traditional although English all purpose and dressage are allowed. Saddles may be leather or a conservative colored synthetic material. Web, cord, leather or linen girths are permitted. All tack is to be neat and clean.
- 5. It is the responsibility of the exhibitor to check with the tack judge or appropriate official prior to the class for approval of equipment.
- 6. **Optional Equipment:**
  - a) Spurs of the rowelled or un-rowelled English type.
  - b) Crop (not to exceed 3 foot length).
  - c) English style breastplate
  - d) Colored brow bands or cavesson fronts; glitter, rhinestones or sequins are prohibited.
  - e) Ribbons without rosettes, bows or glitter, rhinestones or sequins.

7. **Prohibited Equipment – Cause for Disqualification**
  - a) Any deviation from required bits.
  - b) Leg wraps
  - c) Running or standing martingales
  - d) Tie downs or draw reins.
  - e) Dropped nosebands
  - f) Bits with cheeks over 8 ½”.
  - g) Extremely tight or twisted curb chains or curb chains less than ½” in width.
  - h) Western style spurs

**G. Saddle Seat Attire:**

1. Saddle Suits or Saddle Suit Jacket with Kentucky jodhpurs are required. Ties are required, gloves are preferred.
2. Informal: Solid colors are preferred, including black, blue, gray, green, beige or brown. Other colors shall also be acceptable. Glitter, rhinestones or sequins are prohibited. Derby, soft hat or protective headgear is required. Exhibitors choosing to wear protective headgear in any class may do so without penalty from judges.
3. Formal (After 6:00PM): Conservative tuxedo-type saddle suits of solid colors including dark gray, dark brown, dark blue, or black (with collars and lapels of the same color), top hat and gloves, or dark colored riding habit (Saddle Suit) and accessories. All appointment colors shall be acceptable. Top hat or protective headwear with tuxedo; Derby, soft hat or protective headgear is required with informal habit.

**H. Pleasure Driving Equipment:**

1. The cart shall be a pleasure or formal type with two or four wheels, and of suitable appearance and safety. All carts must be equipped with cart wheels that have a diameter of 24 inches to 60 inches (size of cart and wheels should be appropriate for size of horse). All carts must be designed with a floor. No stirrup-type carts, chariots or racing sulkies will be allowed. Dash and blanket cover are optional.
2. Whip suitable to the cart and size of horse.
3. Light horse breast collar or full collar (for heavier vehicles) harnesses, to include surcingle with crupper and breeching.
4. A standard driving bridle with throat latch is mandatory. Only loose ring snaffle, half cheek snaffle, Liverpool, elbow driving bit and other types of traditional driving bits are allowed. Only Bradoon over check bits are acceptable. Mouthpieces must be on the same dimensions as required for English Hunt Seat/Dressage (Section 5 - Paragraph D). Bits may be covered with latex, rubber or leather. Burr, gag and twisted wire bits of any type are not permitted. If curb chain is used, it must be at least ½” (15mm) in width and be flat against the jaw of the horse.
5. Blinders/Blinkers are recommended but are not mandatory.
6. **Optional Equipment**
  - a) Blinders/Blinkers.
  - b) Shaft tie-downs, shaft keepers or thimbles.
  - c) Overchecks or side checks
  - d) Martingales
  - e) Cavesson nosebands
  - f) Dash and blanket cover
7. **Prohibited Equipment – Cause for Disqualification**
  - a) Wire chin straps, regardless of how padded or covered
  - b) Protective boots, leg wraps or bandages.

**I. Pleasure Driving Attire:**

1. Exhibitors should dress conservatively and neatly. Dress should conform to the type of vehicle, i.e. casual or sporty attire for a sport or natural finish vehicle, formal attire for a more formal vehicle.
2. Gentlemen must wear a coat, hat and tie.
3. Ladies must wear conservative dress, tailored suit or slacks and a hat. Floppy brimmed hats are not permitted or acceptable. If a short dress or suit is worn, a lap robe is required.

4. Exhibitors may wear rainwear or inclement weather apparel when showing outside if weather conditions require.

## **Section 6. Western Pleasure**

### **A. Class Description:**

1. Western Pleasure is a rail class; horses will work both ways of the arena at the prescribed gaits. A good western pleasure horse has a free-flowing stride of reasonable length in keeping with his conformation. Ideally, he should have a balanced, flowing motion covering a reasonable amount of ground with little effort, while exhibiting correct gaits that are of the proper cadence. The quality of the movement and the correctness and consistency of the gaits is a major consideration.

### **B. Class Procedures:**

1. Horses must work both ways of the ring at each of the gaits when called for by the judge. Enter at a fox trot, and when the gate is closed and class is called, suggested order of the gaits is – flat foot, walk, fox trot, flat foot walk, lope, flat foot walk, trail walk, reverse, repeat and line up following directions of ring steward. When the horse is in motion, the rider's hands shall be clear of horse and saddle. Horses five years old and younger (junior horses) may be shown two handed in either a hackamore (bosal) or snaffle bit. See Section. Equitation/Horsemanship.
2. The judge may call for a halt on the rail to test for quietness.
3. Horses are to be reversed to the inside (away from the rail). They may be required to reverse at the walk, trail walk or fox trot at the discretion of the judge but shall not be asked to reverse at the canter or lope.
4. The judge shall ask the rider to back the horse clear of the line-up and may ask the rider to do a 360 degree neck-reined turn or pivot to the right or left.
5. The judge may ask for additional work of the same nature from any horse. This work out may be for any placement. The judge is not to ask for work other than that listed above.
6. The rider shall not be required to dismount except in the event the judge wishes to check equipment.

### **C. Judging Considerations:**

1. This class will be judged on the performance of the horse, with consideration given to the equitation of the rider.
2. The horse should be well-mannered and under control at all times with light contact on the reins.
3. The Western Pleasure horse should work quietly, exhibiting an exceptionally smooth ride while maintaining a natural rhythm.
4. When called for, the horse must be responsive and smooth in its transitions.
5. Maximum credit should be given to the flowing, balanced, rhythmic and willing horse which gives the appearance of being fit and a pleasure to ride.
6. Correct gaits, especially the fox trot, will carry more weight than those horses not in proper gait.
7. The horse should carry his head and neck in a relaxed, natural position, with a natural headshake. The poll should be at or above the level of the withers. He should not carry his head behind the vertical giving the appearance of intimidation or be excessively nosed out giving a resistant appearance.

### **D. Scoring:** There is no scoring format for this class.

### **E. Faults/Penalties to be considered according to severity:**

1. Excessive speed (any gait), quick, short, pony or vertical strides.
2. Being on wrong lead at the canter.
3. Excessive pumping of the reins at the canter should be severely punished.
4. Breaking gait.
5. Excessive slowness in any gait; loss of forward momentum resulting in an animated and/or artificial gait at the canter.
6. Failure to take the appropriate gait when called for during transition or excessive delay will be penalized.
7. Touching horse or saddle with free hand.
8. Head carried too high.
9. Head carried too low (such that poll is below withers).



10. Over flexing or straining neck in head carriage so the nose is carried behind the vertical.
11. Excessive nosing out.
12. Opening mouth excessively. Failure to maintain light contact with horse's mouth.
13. Reins draped to the point that light contact with the horse's mouth is not maintained.
14. Stumbling.
15. Use of spurs forward of the cinch or excessive use of spurs.
16. A horse, which appears sullen, dull, lethargic, emaciated, drawn or overly tired.
17. **Faults which will be cause for disqualification:**
  - a) Changing hand or two hands on reins unless using a hackamore or snaffle bit while riding a junior horse.
  - b) More than one finger between split reins. (exception: Jr. horse with snaffle or bosal)
  - c) Use of romal other than specified in Western Equitation (Section 3 -B).
  - d) Unsound, lame or unlevelled horses should be dismissed.
  - e) Unruly (out of control) horses should be dismissed.
  - f) Use of prohibited equipment.

**F. Equipment and Attire:** See Section 5, Paragraphs A through C.

## **Section 7. English Pleasure**

### **A. Class Description:**

1. English pleasure is a rail class; horses will work both ways of the arena at the prescribed gaits. Horses should exhibit relaxed, free flowing movement, while exhibiting correct gaits that are of proper cadence. The quality of movement and the consistency of the gaits is a major consideration. Horses should be obedient, have a bright expression and should respond willingly to the rider with light leg and hand contact.
2. English Pleasure may be divided into two sections, at the discretion of show management. Classes shall be:
  - a) Hunt Seat/Dressage
  - b) Saddle Seat (Flat Seat)
3. A combination of Hunt Seat and Saddle Seat Pleasure is permitted at the discretion of the show management. At the time of the entry, each exhibitor shall identify himself/herself as either Hunt Seat/Dressage or Saddle Seat and follow all rules for that division during the combined class.
4. A Saddle Seat horse may exhibit more action and animation than a Hunt Seat horse and should be shown in a collected frame.

### **B. Class Procedures**

1. Horses are to be shown at a flatfoot walk, fox trot and canter both ways of the ring. Suggested call order of the gaits: enter at the fox trot, flat foot walk when gate is closed and class is called, fox trot, flat foot walk, canter, flat foot walk; reverse, repeat gaits and line up following directions of ring steward.
2. The judge may call for a halt on the rail to test for quietness. The judge shall ask the rider to back the horse in the line-up.
3. Horses are to be reversed to the inside (away from the rail). They may be required to reverse at the walk or fox trot at the discretion of the judge but shall not be asked to reverse at the canter.
4. The judge may ask for additional work of the same nature from any horse. The judge is not to ask for work other than that listed above.
5. The rider shall not be required to dismount except in the event the judge wishes to check equipment.

### **C. Judging Considerations:**

1. This class will be judged on the performance of the horse, with consideration given to the equitation of the rider.
  - a) The horse should be well-mannered and under control at all times. The horse should be responsive to the rider's aids and smooth in transitions.

- b) Maximum credit shall be given to the flowing, balanced and willing horse which gives the appearance of being fit and a pleasure to ride. A Saddle Seat horse may exhibit more animation than a Hunt Seat horse.

**D. Scoring:**

There is no scoring format for this class.

**E. Faults/Penalties to be considered according to severity:**

1. Excessive speed (any gait), quick, short, pony or vertical strides.
2. Being on wrong lead at the canter.
3. Excessive pumping of the reins at the canter should be severely punished.
4. Breaking gait.
5. Excessive slowness in any gait and loss of forward momentum resulting in an animated and/or artificial gait at the canter.
6. Failure to take the appropriate gait when called for during transitions or excessive delay will be penalized.
7. Head carried too high.
8. Head carried too low (such that poll is below withers).
9. Over flexing or straining neck in head carriage so the nose is carried behind the vertical.
10. Excessive nosing out.
11. Opening mouth excessively. Failure to maintain light contact with horse's mouth.
12. Reins draped to the point that light contact with the horse's mouth is not maintained.
13. Stumbling.
14. Use of spurs forward of the cinch or excessive use of spurs.
15. A horse which appears sullen, dull, lethargic, emaciated, drawn or overly tired.
16. **Faults which will be cause for disqualification:**
  - a) Unsound or lame horses should be dismissed.
  - b) Unruly (out of control) horses should be dismissed.
  - c) Use of prohibited equipment.

**F. Equipment and Attire: See Section 5, Paragraph A and D through G.**

**Section 8. Showmanship at Halter**

**A. Class Description:**

Showmanship class is a pattern class, designed to demonstrate the exhibitor's ability to fit and show a horse at halter. The horse is merely a prop to show the ability and preparation of the exhibitor. The ideal showmanship performance consists of a poised, confident, neatly attired exhibitor leading a well-groomed and conditioned horse that performs the requested pattern with promptness, smoothness and precision. Pattern (s) should be designed to test the showman's ability to effectively present a horse to the judge. All ties will be broken at the judge's discretion.

**B. Class Procedures:**

1. It is mandatory that the judge post any pattern to be worked at least one hour prior to the commencement of the class; however, if the judge requires additional work of exhibitors for consideration of final placing, the final pattern may not be posted.
2. All exhibitors may enter the ring and then work individually, or each exhibitor may be worked from the gate individually. When exhibitors are worked individually from the gate, a working order is required.
3. The following maneuvers are considered acceptable: lead the horse at a walk, fox trot, or back in a straight or curved line, or a combination of straight and curved lines; stop; turn 90 degrees ( $\frac{1}{4}$  turn), 180 degrees ( $\frac{1}{2}$  turn), 270 degrees ( $\frac{3}{4}$  turn), 360 degrees (full turn) or any combination or multiple of these turns. The judge must have each exhibitor set the horse up for inspection sometime during the class. The "Quarter Method" shall be used when presenting the horse to the Judge for inspection.

### **C. Judging Consideration:**

#### **1. Overall Appearance of Exhibitor and Horse:**

The exhibitor's overall poise, confidence, appearance and position throughout the class and the physical appearance of the horse will be evaluated.

#### **2. Appearance and Position of Exhibitor:**

- a) Appropriate western attire must be worn. Clothes and person are to be neat and clean. The use of any type of artificial aid, including, but not limited to lighters, hay, dirt, sharp pins, nails, etc. will be considered a disqualification.
- b) Exhibitors should be poised, confident, courteous and genuinely sportsmanlike at all times, quickly recognizing and correcting faults in the positioning of the horse.
- c) The exhibitor should continue showing the horse until the class has been placed or they have been excused, unless otherwise instructed by the judge.
- d) The exhibitor should appear business-like, stand and move in a straight, natural and upright manner and avoid excessive, unnatural or animated body positions.
- e) The exhibitor must lead on the horse's left side holding the lead shank in the right hand with the tail of the lead loosely coiled in the left hand unless requested by the judge to show the horse's teeth. It is preferable that the exhibitor's hand not continuously be on the snap or chain portion of the lead. The excess lead should never be coiled/rolled/folded in a tight manner.
- f) When leading, the exhibitor should be positioned between the eye and the mid- point of the horse's neck, referred to as the leading position. Both arms should be bent at the elbow with the elbows held close to the exhibitor's side and the forearms held in a natural position. Height of the hands may vary depending on the size of the horse and exhibitor, but the arms should never be held straight out with the elbows locked.
- g) The position of the exhibitor when executing a turn to the right is the same as the leading position except that the exhibitor should turn and face toward the horse's head and have the horse move away from him/her to the right.
- h) When executing a back, the exhibitor should turn from the leading position to face toward the rear of the horse with the right hand extended across the exhibitor's chest and walk forward beside the horse moving backward.
- i) Leading, backing, turning and initiating the set up should be performed from the left side of the horse. At no time should the exhibitor ever stand directly in front of the horse.
- j) When setting up the horse for inspection, (in the lineup or when presenting the horse to the judge as part of the pattern) the exhibitor should stand angled toward the horse in a position between the horse's eye and muzzle and should never leave the head of the horse. The exhibitor should be standing with his/her feet pointed in the direction of the horse's shoulder. The exhibitor should not touch the horse with their hands or feet, or visibly cue the horse by pointing a foot or finger at the horse during the set up.
- k) The "Quarter Method" shall be used when presenting the horse to the Judge for inspection.

**"Quarter Method":** The horse is divided into four sections by drawing an imaginary line down the back and another line across the horse just behind the withers. When the judge is in a front quarter, the exhibitor should be on the site side of the horse. When the judge moves to a rear quarter the exhibitor should cross over so that he/she is on the same side of the horse as the judge. When using the "Quarter Method", the exhibitor should maintain a position that is safe for themselves and the judge. The position of the exhibitor should not obstruct the judge's view of the horse and should be such that the exhibitor has a view of the judge at all times. The exhibitor should maintain eye contact with the judge except when checking the horse's position. The exhibitor should not crowd other exhibitors when setting up side-by-side or head-to-tail. When moving around the horse, the exhibitor should change sides in front of the horse with minimal steps and should assume the same position on the right side of the horse that they had on the left side.

3. **Appearance of the Horse:**

- a) The horse is to be shown in a well fitted, western style halter with an appropriate lead line, with or without an attached chain. Silver trim shall not count over good working equipment.
- b) The horse's body condition and overall fitness should be assessed. The hair coat should be clean, well brushed and in good condition.
- c) The mane, tail, forelock and wither tuft may not contain ornaments (ribbons, bows, etc), but may be braided or banded for English.
- d) The bridle path, long hair on the muzzle, ears, head and legs should be clipped.

4. **Performance:**

- a) The exhibitor should perform the work accurately, precisely, smoothly and with a reasonable amount of speed. Increasing speed of the work increases the degree of difficulty, however, accuracy and precision should not be sacrificed for speed. The horse should lead, stop, back, turn and set up willingly, briskly and readily with minimal visible or audible cueing.
- b) The horse should be led directly to and/or away from the judge in a straight or curved line, as directed by the judge and track briskly and freely at the prescribed gait as instructed. The horse's head and neck should be straight and in line with the body.
- c) The stop should be straight, prompt, smooth and responsive with the horse's body remaining straight.
- d) The horse should back up readily with the head, neck and body aligned in a straight or curved line as directed by the posted pattern.
- e) When turning the horse 90 degrees or less, the horse may be turned to the left. On turns of greater than 90 degrees, the ideal turn consists of the horse pivoting on the right hind leg while stepping across and in front of the right front leg with the left front leg. An exhibitor should not be penalized if their horse performs a pivot on the left hind leg, but an exhibitor whose horse performs the pivot correctly receives more credit. The horse should be set up quickly and smoothly.

**D. Scoring:**

- 1. Scoring will be on the basis of 0 to Infinity. A score of 70 denotes an average performance. Each maneuver in the pattern will receive points from + 1 ½ (Excellent) to -1 ½ (Extremely Poor). These points will be added/subtracted from the base score of 70. Appearance of horse and exhibitor will be given a score from 1 to 10 (1 being poor and 10 being exceptional) and added to the score. Penalties will then be deducted to arrive at the final score. Penalties shall be assessed separately from maneuver scores. All ties will be broken at the judge's discretion.

**E. Faults/Penalties:**

- 1. Faults can be classified as minor, major or severe. The judge will determine the appropriate classification of a fault based upon the degree and/or frequency of the infraction. Listed below are suggested point allocations that may be applied for various faults.
  - a) A minor fault will result in a ½ to 4 point deduction from the exhibitor's score.
  - b) A major fault will result in a deduction of 4 points or more.
  - c) An exhibitor that incurs a severe fault (5), such as failure to follow prescribed pattern, knocking over or working on the wrong side of the cones, or severe disobedience avoids elimination, but should be penalized severely **and the exhibitor should not place above an exhibitor that completes the pattern correctly.**
  - d) A minor fault can become a major fault and a major fault can become a severe fault when the degree and/or frequency of the infraction(s) merits.
- 2. **Faults in the overall appearance of exhibitor and horse include:**
  - a) Poorly groomed, conditioned or trimmed horse – 3 points.
  - b) Dirty, ragged or poorly fitted halter or lead – 2 points.
  - c) Poor or improper position of exhibitor – 1 point.
  - d) Excessively stiff, artificial or unnatural movement around horse or when leading – 1 point.

- e) Continuous holding of the chain portion of the lead shank or lead line tightly coiled around hand or dragging the ground – 2 points.
  - f) Changing hands or placing both hands on the lead shank, except when preparing to show the horse's teeth – 4 points.
3. **Faults of the performance include:**
- a) Drifting of horse while being led – ½ point.
  - b) Horse stopping crooked or dropping a hip out when stopping, setting up or standing – 1 point.
  - c) Backing, leading or turning sluggishly or crooked – 2 points.
  - d) Horse not setting up or excessive time required to set up – 2 points.
  - e) Failure to maintain a pivot foot during turns or stepping behind right front leg with left front leg when turning to the right – 2 points.
  - f) Horse holding head and/or neck crooked when leading, stopping or backing – 2 points.
  - g) Failure to perform maneuvers at designated markers, but horse is on pattern – 3 points.
4. **Severe Faults of the overall appearance of exhibitor and horse – 5 points, plus:** avoids disqualification, but should be placed below other exhibitors who do not incur severe fault.
- a) Leading on the off or right side of the horse.
  - b) Complete failure to move around horse by exhibitor and obstructing judge's view.
  - c) Exhibitor touching the horse or kicking or pointing a foot at the horse's feet during set up.
  - d) Standing directly in front of horse.
  - e) Exhibitor wearing spurs or chaps/chinks.
5. **Severe Faults of the Performance – 5 points, plus:** avoids disqualification, but should be placed below other exhibitors who do not incur a severe fault.
- a) Omission or addition of maneuvers.
  - b) Knocking over a cone.
  - c) Working on the wrong side of the cones.
  - d) Disobedience, balking, moving past or walking into exhibitor, or horse continuously circling the exhibitor.
6. **Faults to cause disqualification/elimination:**
- a) Loss of control of horse that endangers exhibitor, other horses or exhibitors or judge, including the horse escaping from the exhibitor.
  - b) Excessive schooling or training.
  - c) Failure of exhibitor to wear correct number in a visible manner.
  - d) Willful abuse.
  - e) Use of artificial aids.
  - f) Severe disobedience including rearing or pawing; horse kicking at other horses exhibitors or judge.

**F. Equipment and Attire:**

- 1. Horse is to be shown in a western style halter with an appropriate lead line, with or without an attached chain. Silver trim is permitted but shall not count over good working equipment. Halter may be made of leather, synthetic material or nylon. Halter should be clean and well fitted to the horse's head. Use of Model style show halters will result in penalties.
- 2. Appropriate western attire must be worn, see Section 5, Versatility Equipment, Paragraph C. Western Attire.
- 3. Spurs and/or chaps/chinks are prohibited.

## **Section 9. Western Horsemanship**

### **A. Class Description:**

Western Horsemanship is a pattern class, designed to evaluate the rider's ability, in concert with their horse, to execute a set of maneuvers prescribed by the judge. Maneuvers are to be performed with precision and smoothness while exhibiting poise and confidence and maintaining a balanced, functional and fundamentally correct body position. Patterns should be designed to test the horseman's ability. The ideal horsemanship pattern is extremely precise, with the rider and horse working in complete unison, executing each maneuver with subtle aids and cues.

### **B. Class Procedures:**

1. The pattern to be worked must be posted at least one hour prior to the commencement of the class. In the event the judge requires additional work for final placing consideration, no posting for this work is required.
2. All exhibitors may enter the ring and then work individually, or each exhibitor may be worked from the gate individually. When exhibitors are worked individually from the gate, a working order is required. Exhibitors should be instructed to either leave the arena, fall into line, or fall into place on the rail after their work.
3. The whole class, or just the finalists, must demonstrate the gaits, and may be directed to work at the Trail Walk, Flat Foot Walk, Fox Trot and Lope, at the discretion of the judge, at least one direction of the arena.
4. The following maneuvers are acceptable in a pattern: Trail walk, flat foot walk, fox trot, lope in a straight line, curved line, serpentine, circle or figure 8, or combination of these gaits and maneuvers; stop, back in a straight or curved line; turn or pivot, including spins and rollbacks on the haunches and/or the forehand; side pass, two track or leg yield; flying or simple lead change; counter canter or any other maneuver; or ride without stirrups. A back should be asked for at some time during the class.
5. Judges should not ask exhibitors to mount or dismount.
6. All ties will be broken at the judge's discretion.

### **C. Judging Considerations:**

#### **1. Overall Appearance of Exhibitor and Horse:**

Correct equitation shall be a major consideration when judging the Horsemanship class (See Section 3. A & B Equitation/Horsemanship). The exhibitor's overall poise, confidence, appearance and position throughout the class and the physical appearance of the horse will also be evaluated.

- a) Appropriate western attire must be worn. Clothes and person are to be neat and clean.
- b) The exhibitor should not crowd the exhibitor next to or in front of them when working on the rail and should pass to the inside of the arena.
- c) When reversing on the rail, the exhibitor should always reverse to the inside of the arena.
- d) **Appearance of Horse:** the horse's body condition and overall health and fitness should be assessed. The horse should appear fit and carry weight appropriate for the body size. A horse which appears sullen, dull, lethargic, emaciated, drawn or overly tired should be penalized according to severity.
- e) Tack should fit the horse properly, be neat, clean and in good repair.

#### **2. Performance**

- a) The exhibitor should perform the work accurately, precisely, smoothly and with a reasonable amount of promptness. Increasing speed of the maneuvers performed increases the degree of difficulty. However, accuracy and precision should not be sacrificed for speed.
- b) Exhibitors that perform the pattern sluggishly and allow their horse to move without adequate impulsion, collection or cadence will be penalized.
- c) The horse should perform all maneuvers in the pattern willingly, briskly and readily with minimal visible or audible cueing. Failure to follow the prescribed pattern, knocking over or working on the wrong side of the cones or severe disobedience will not result in a

disqualification, but should be severely penalized and the exhibitor should not place above an exhibitor that completes the pattern correctly.

- d) The horse should track straight, freely and at the proper cadence for the prescribed gait. Transitions should be smooth and prompt in both the pattern and on the rail.
- e) The horse's head and neck should be straight and in line with the body while performing straight lines and slightly arched to the inside on the curved lines or circles. Circles should be round and performed at the appropriate speed, size and location as requested in the pattern. The counter-canter should be performed smoothly with no change in cadence or stride unless specified in the pattern.
- f) The stop should be straight, square, prompt, smooth and responsive with the horse maintaining a straight body position throughout the maneuver.
- g) The back should be smooth and responsive.
- h) Turns should be smooth and continuous. When performing a turn on the haunches, the horse should pivot on the inside hind leg and step across with the front legs. A rollback is a stop and 180 degree turn over the hocks with no hesitation. Backing during turns will be penalized severely.
- i) The horse should step across with the front and hind legs when performing the side pass, leg yield and two-track. The side pass should be performed with the horse keeping the body straight while moving sideways laterally in the specified direction. When performing a leg yield, the horse should move forward and lateral in a diagonal direction with the horse's body arced opposite to the direction that the horse is moving. In the two tracks, the horse should move forward and lateral in a diagonal direction with the horse's body held straight or bent in the direction the horse is moving.
- j) Forehand turns should be performed as follows: a turn on the forehand to the right is accomplished by moving the haunches to the left. A forehand turn to the left is accomplished by moving the haunches to the right.
- k) A simple or flying change of lead should be executed precisely in the specified number of strides and/or at the designated location. A simple change of lead is performed by breaking to a walk or fox trot for one to three strides. Flying changes should be completed in a single maneuver. All changes should be smooth and timely.
- l) Position of the exhibitor and performance of the horse and rider on the rail must be considered in the final placing.

#### **D. Scoring:**

Scoring will be on the basis of 0 - Infinity, with 70 denoting an average performance. Each element of the pattern and rail work will receive points from +1 ½ (Excellent) to -1 ½ (Extremely Poor). These points will be added/subtracted from the base score of 70. Appearance/Equitation will be scored from 1 - 10 (1 being extremely poor and 10 being exceptional), adding to the score. Penalties will then be deducted to arrive at the final score.

#### **E. Faults/Penalties:**

1. Faults can be classified as minor, major or severe. The judge will determine the appropriate classification of a fault based upon the degree and/or frequency of the infraction. Listed below are suggested point allocations that may be applied for various faults.
  - a) A minor fault will result in a ½ to 4 point deduction from the exhibitor's score.
  - b) A major fault will result in a deduction of 4 points or more.
  - c) An exhibitor that incurs a severe fault (5), such as failure to follow prescribed pattern, knocking over or working on the wrong side of the cones, or severe disobedience avoids elimination, but should be penalized severely, **and the exhibitor should not place above an exhibitor that completes the pattern correctly.**
  - d) A minor fault can become a major fault and a major fault can become a severe fault when the degree and/or frequency of the infraction(s) merits.
2. Faults in the overall appearance of exhibitor and horse include: (½ to 4 point deduction)
  - a) Loose, sloppy dirty or poor fitting clothing or hat – 1 point.
  - b) Over-cueing with reins and/or legs – 2 points.

- c) Poorly groomed, conditioned or trimmed horse or poorly or ill-fitted equipment – 2 points.
  - d) Excessive staring at judge, head held crooked or severe turning of head – 2 points.
  - e) Stiff, artificial or unnatural body, leg, arm and/or head position – 2 points.
  - f) Reins too long or short, or uneven – 3 points.
  - g) Loose leg with open knee, or toes pointed down – 3 points.
  - h) Shoulders held crooked or arms held in a straight unbent position – 3 points.
  - i) Exhibitor looking down to check leads or falling forward when stopping – 3 points.
  - j) Poor position of exhibitor in saddle, legs placed too far forward or too far back – 3 points.
3. Faults of the performance include: (½ to 4 point deduction)
- a) Wrong lead or break of gait for a few strides – 1 point.
  - b) Oblong or flat sided circles or horse dropping shoulder (counter arc when circling) – 2 points.
  - c) Stopping rough, crooked or dropping a hip out – 2 points.
  - d) Backing sluggishly or crooked – 2 points.
  - e) Failure to maintain a pivot foot or stepping behind with the front legs when turning or failure to complete entire 90, 180, 270, 360 degree turn – 2 points.
  - f) Horse holding the head and/or neck excessively crooked when moving in straight lines or when stopping or backing – 3 points.
  - g) Showing resistance when cued or reined – 2 points.
  - h) Hesitation during any maneuver unless specified – 2 points.
  - i) Failure of horse to stand still in pattern – 3 points.
  - j) Imprecise pattern work or rough transitions – 3 points.
  - k) Failure to exhibit change of speed when requested – 3 points.
4. **Severe Faults of the overall appearance of exhibitor and horse (5 point deduction – and cannot place above an exhibitor who does not incur a severe fault)**
- a) Touching horse.
  - b) Grabbing the saddle horn or any other part of the saddle.
  - c) Cueing with the end of the reins.
  - d) Spurring in front of the shoulder.
5. **Severe Faults of the Performance (5 point deduction – and cannot place above an exhibitor who completes the pattern correctly)**
- a) Omission or addition of maneuvers.
  - b) Wrong lead if not corrected in a timely manner.
  - c) Turning the wrong way.
  - d) Knocking over a cone or working on the wrong side of the cones.
  - e) Kicking at other horses, exhibitors or judge.
  - f) Disobedience, balking, pawing or shaking head excessively
6. **Faults to cause disqualification/elimination**
- a) Loss of control of horse that endangers exhibitor, other horses or exhibitors or judge.
  - b) Failure of exhibitor to wear correct number in a visible manner.
  - c) Willful abuse.
  - d) Excessive schooling or training.
  - e) Use of artificial aids.
  - f) Illegal use of hands or reins.
  - g) Use of prohibited equipment.
  - h) Fall of horse or rider.
  - i) Severe disobedience or resistance by horse including, but not limited to, rearing or bucking.

**F. Equipment and Attire: See Section 5, Paragraphs A through C.**



## **Section 10. Western Trail Class**

### **Class Description:**

The Western Trail Class is a pattern class consisting of obstacles to be negotiated by exhibitors. This class will be judged on the performance of the horse over obstacles, with emphasis on manners, response to the rider, attitude and quality of movement.

### **A. Arena Arrangements:**

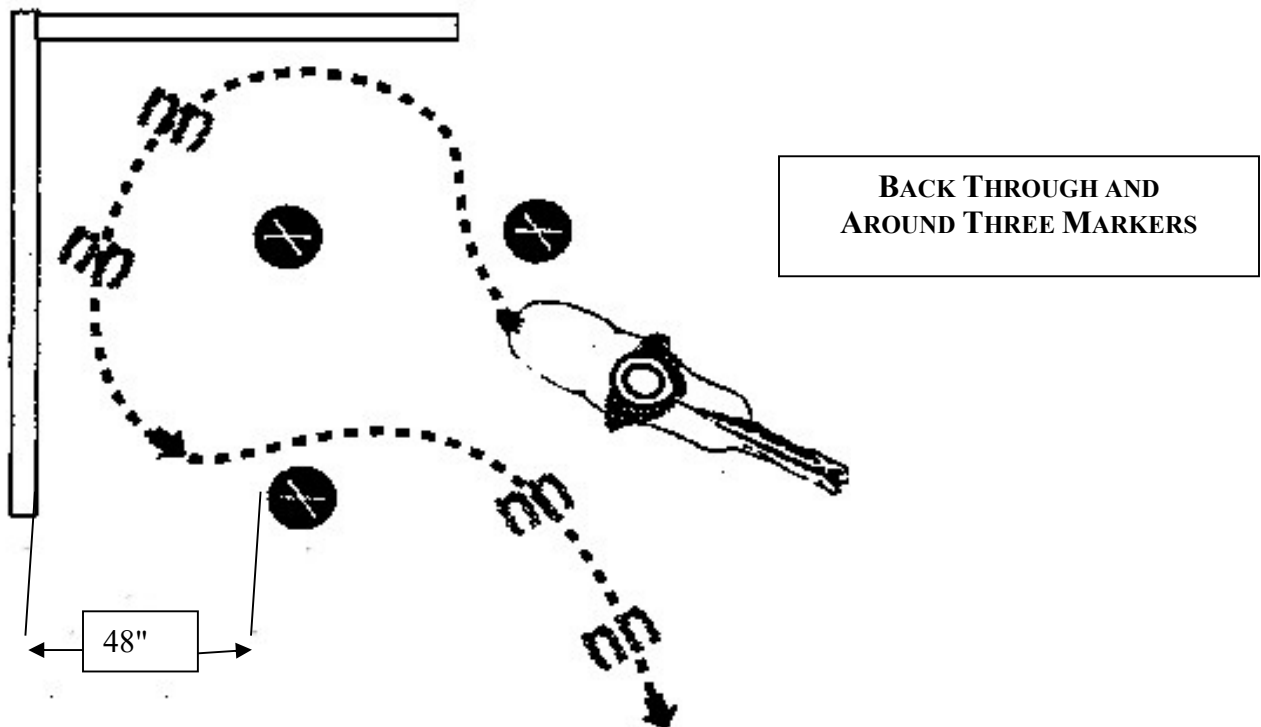
1. Show Management, when setting courses, should keep in mind that the idea is not to trap a horse, or eliminate it by making an obstacle too difficult. All courses and obstacles are to be constructed with safety in mind so as to eliminate any accidents. If difficult courses are set, youth trail should be less difficult. When the distances and spaces are measured between all obstacles, the inside base to inside base measurement of each obstacle, considering the normal path of the horse, should be the measuring point.
2. The course must be designed to require each horse to show the trail walk, flat foot walk, fox trot and lope somewhere between obstacles as a part of its work. Quality of gaits between obstacles should be considered as part of the obstacle score. Enough space must be provided for a horse to flat foot walk (at least 20 feet) fox trot (at least 50 feet) and lope (at least 50 feet) for the judge(s) to evaluate these gaits.
3. At least six obstacles must be used, three of which must be from the mandatory list of obstacles and at least three selected from the list of optional obstacles.
4. The judge must walk the course and has the right and duty to alter the course in any manner.
5. **Mandatory obstacles:**
  - a) Opening, passing through and closing gate. Use a gate which will not endanger horse or rider. If the gate has a metal, plastic or wooden support bar under the opening, contestants must work the gate moving forward through it.
  - b) Ride over at least four logs or poles. These can be in a straight line, curved, zigzag or raised. The space between the logs is to be measured and the path the horse is to take should be the measuring point. Trot-overs and canter-overs cannot be elevated in amateur and youth classes. All elevated elements must be placed in a cup, notched block or otherwise secured so they cannot roll. The height should be measured from the ground to the top of the element. Spacing for walk-over, trot- over and canter-overs should be as follows or increments thereof.
    - 1) Spacing for walk-overs shall be 24" to 28" inside base to inside base measurement and may be elevated to 12 inches. Elevated walk overs should be set at least 26" apart. If using a "box" or combinations of "boxes" they must be constructed using four logs or rails that must be 5 feet to 7 feet in length. The dimension of each box should be that of a 5 feet to 7 feet square.
    - 2) The spacing for trot overs shall be 3'6" to 4' and may be elevated to 8".
    - 3) The spacing for canter overs shall be 6 feet to 8 feet (1.8 - 2.4 meters) or increments thereof and may be elevated to 8 inches (20cm).
  - c) Backing obstacle - Backing obstacles to be spaced a minimum of 34" to 36" (85 -90cm). If barrels, cones or elevated obstacle, 40" to 48" (100cm-120cm) spacing is required. Entrants cannot be asked to back over a stationary object such as a wooden pole or metal bar.
    - 1) Back through and around at least three markers.
    - 2) Back through L, V, U, straight or similar shaped course. May be elevated no more than 24 inches (60cm).
6. **Optional obstacles (but not limited to):**
  - a) Water hazard (ditch or small pond) - No metal or slick-bottom boxes will be used.
  - b) Serpentine obstacles at walk or fox trot. Minimum spacing is 6' (1.8 meters) for walk, and 21' (5.4 meters) for fox trot.
  - c) Carry object from one part of arena to another. (Only objects which reasonably might be carried on a trail ride may be used.)

- d) Ride over wooden bridge (suggested minimum width shall be 36" (90 cm) wide and at least 6' long. Bridge should be sturdy and safe and negotiated at a walk only. Turns and/or changes of direction on bridge are unsafe and shall not be required.
- e) Put on and remove slicker.
- f) Remove and replace materials from mailbox.
- g) Side pass (may be elevated to 12" (30cm) maximum).
- h) An obstacle consisting of four logs or rails, each 5' to 7' (1.5 to 2 meters) long, laid in a square. Each contestant shall enter the square by riding over log or rail as designated. When all four feet are inside the square, rider should execute a turn, as indicated and depart.
- i) Any other safe and negotiable obstacle which could reasonably be expected to be encountered on a trail ride and meets the approval of judge, may be used.
- j) A combination of two or more of any obstacles is acceptable

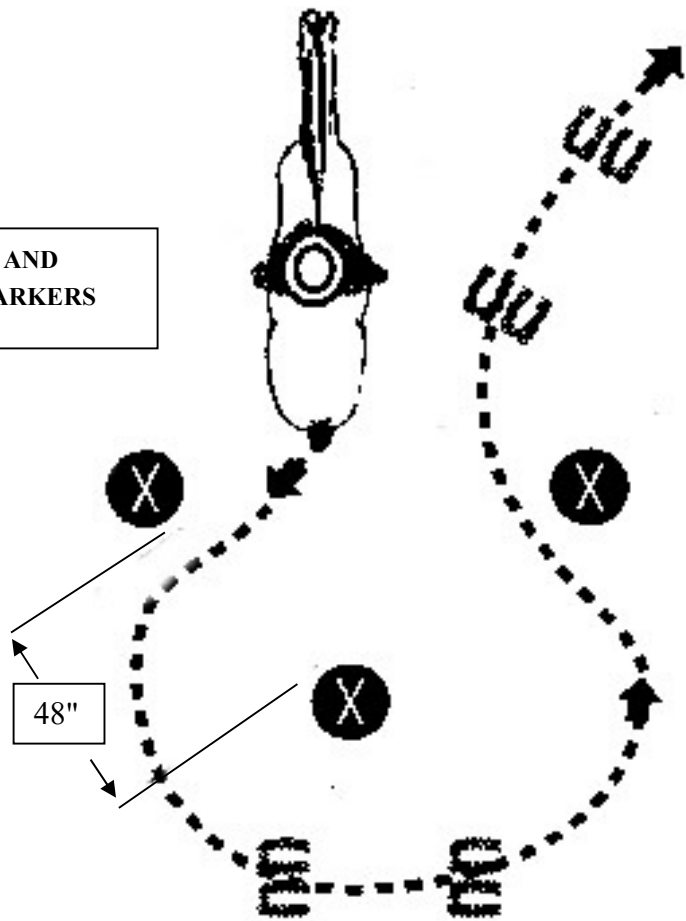
**7. Unacceptable obstacles:**

- a) Tires.
- b) Animals.
- c) Hides.
- d) PVC pipe.
- e) Dismounting
- f) Jumps
- g) Rocking or moving bridges.
- h) Water box with floating or moving parts.
- i) Flames, dry ice, fire extinguishers, etc.
- j) Logs or poles elevated in a manner that permits such to roll.
- k) Ground ties.

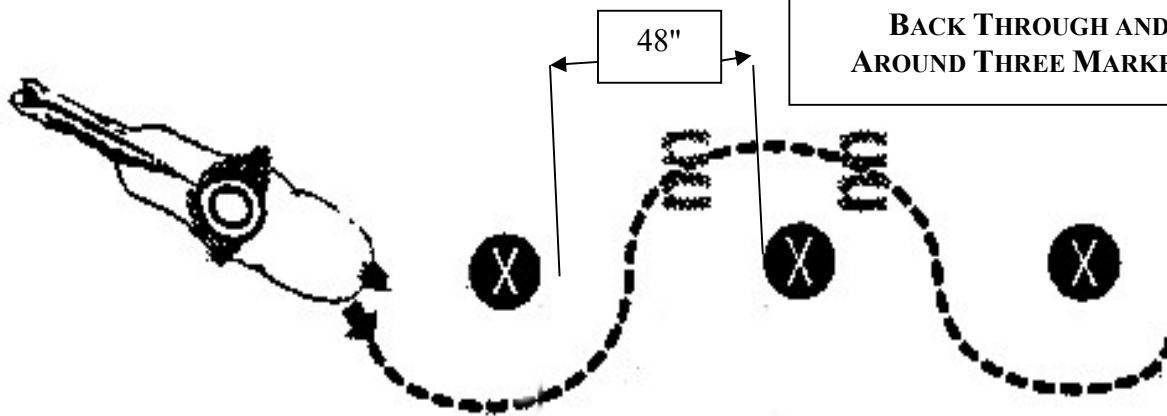
**EXAMPLES OF TRAIL OBSTACLES:**

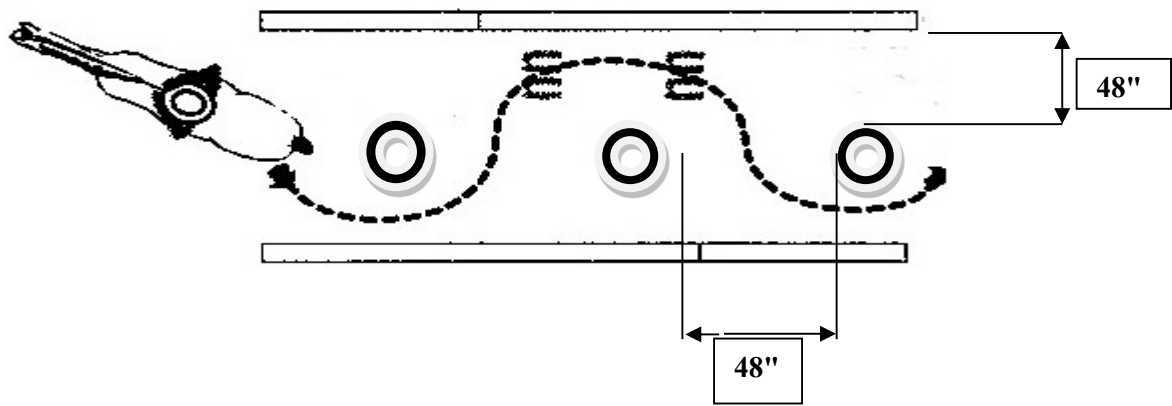


**BACK THROUGH AND  
AROUND THREE MARKERS**

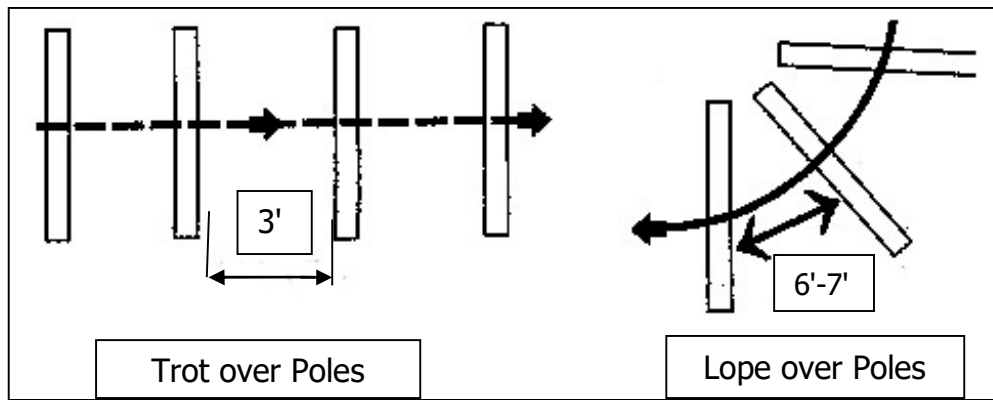


**BACK THROUGH AND  
AROUND THREE MARKERS**

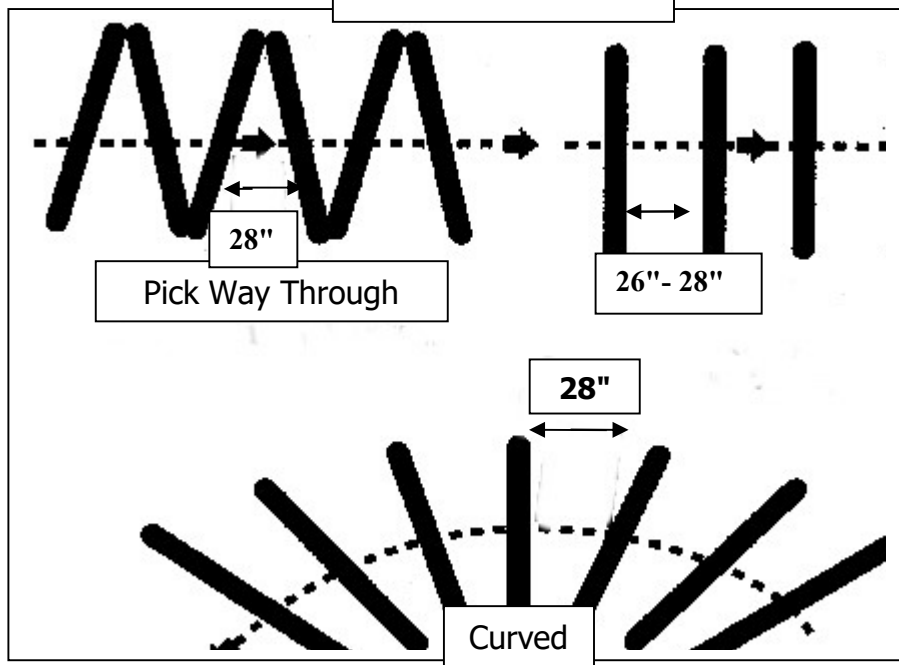


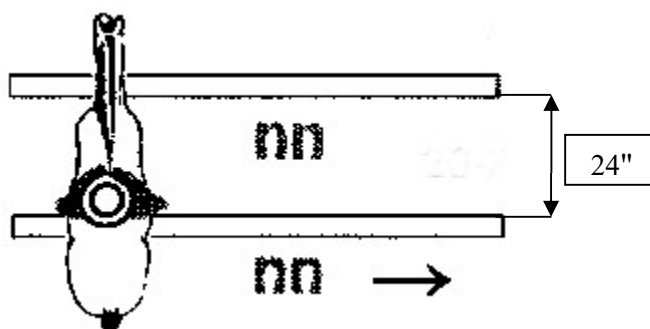
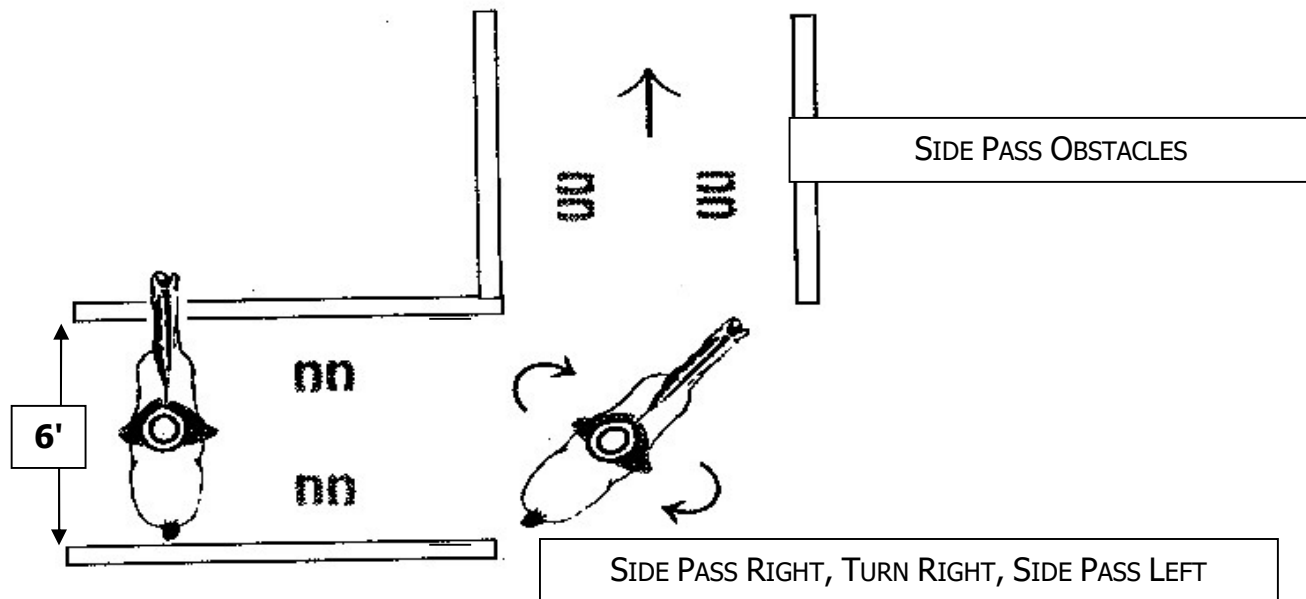


### TROT OVERS, LOPE OVERS

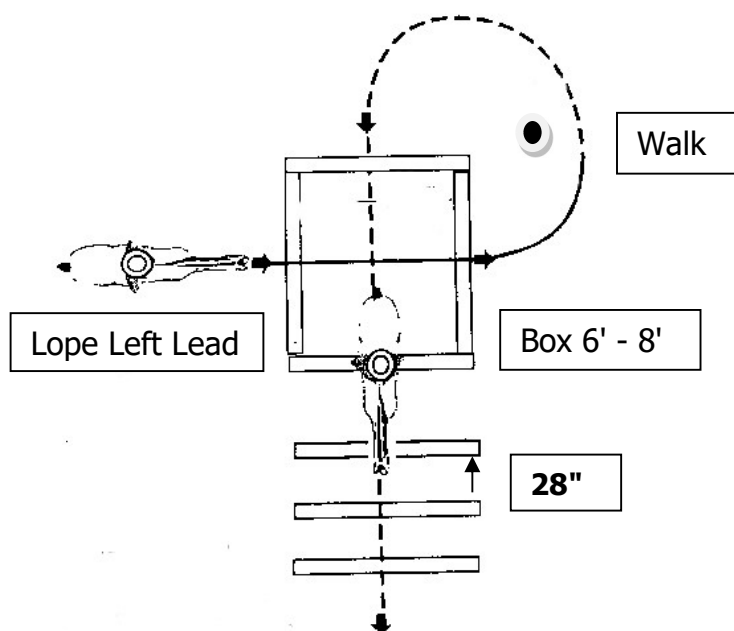


### WALK OVERS





SIDE PASS WITH FRONT FEET OR BACK FEET INSIDE POLES



**May use Walk Overs, Trot Overs & Lope Overs in one class. May combine obstacles as shown in illustration.**

## **B. Class Procedures:**

1. Each exhibitor will be worked individually from the gate. A working order will be announced before the class.
2. The course pattern to be used must be posted at least one hour before the scheduled start time of the class.
3. Except for junior horses shown with hackamore (bosal) or snaffle bit, only one hand may be used on the reins. **It is permissible to change hands on the reins when required to work an obstacle, i.e. gate or slicker, etc.** While the horse is in motion, rider's hands shall be clear of horse and saddle.
4. Horses will not be required to work on the rail. The course design is to be set up for each horse to show the trail walk, flat foot walk, fox trot and lope somewhere between obstacles as a part of its work. Gait between obstacles shall be at the discretion of the judge. Quality of gait between obstacles is to be considered as part of the obstacle score. Enough space must be provided for a horse to flat foot walk, fox trot, and lope for the judge to evaluate these gaits.
5. A flying lead change cannot be required, but it can be optional.
6. If disrupted, the course shall be reset after each horse has worked. At no time, shall the course be reset until the exhibitor has completed the pattern.
7. If at any time a trail obstacle is deemed to be unsafe by the judge, it shall be repaired or removed from the course. If it cannot be repaired and horses have completed the course, the score for that obstacle shall be deducted from all previous works for that class.

## **C. Judging Considerations:**

1. Credit will be given to horses negotiating the obstacles with style and some degree of speed, providing carefulness is not sacrificed, and to horses showing the capability of picking their own way through the course when obstacles warrant it. The horse must willingly respond to the rider's cues on more difficult obstacles.
2. A horse shall be penalized for any unnecessary delay while approaching the obstacles. Horses with artificial appearance over obstacles should be penalized.

## **D. Scoring:**

1. Scoring shall be on the basis of 0 - Infinity, with 70 denoting an average performance. Each obstacle score should be added or subtracted from 70. Each obstacle will be scored on the following basis, ranging from +1 ½ (Excellent) through -1 ½ (Extremely Poor). Final score is also subject to penalties that should be subtracted if a penalty is assessed. Obstacles scores are to be determined and assessed independently of penalty points.

## **E. Faults/Penalties:**

1. Penalties should be assessed per occurrence as follows:
  - a) **½ Point Deduction** shall be assessed for the following:
    - 1) Each tick of log, pole, cone or obstacle.
  - b) **1 Point Deduction** shall be assessed for the following:
    - 1) Each hit of or stepping on a log, pole, cone or obstacle.
    - 2) Break of gait at walk or fox trot for two strides or less.
    - 3) More than one front foot or more than one hind foot in a single-stride slot or space.
    - 4) Skipping over or failing to step into required space.
    - 5) Split pole in canter-over.
  - c) **3 Point Deduction** shall be assessed for the following:
    - 1) Break of gait at walk or fox trot for more than 2 strides.
    - 2) Out of lead or break of gait at canter (except when correcting an incorrect lead).
    - 3) Knocking down an elevated pole, cone, barrel, plant obstacle, or severely disturbing an obstacle.
    - 4) Stepping outside the confines of an obstacle with one foot (back- thru, bridge, side pass, box, water box, etc.).
  - d) **5 Point Deduction** shall be assessed for the following:
    - 1) Letting go of gate or dropping rope gate.

- 2) Dropping slicker or object required to be carried on course.
  - 3) First refusal, balk or attempting to evade an obstacle by shying or backing more than 2 strides away.
  - 4) Stepping outside the confines of, falling or jumping off an obstacle (back-thru, bridge, side pass, box or water box) with more than one foot.
  - 5) Failure to complete an obstacle.
  - 6) Use of either hand to instill fear or praise.
  - 7) Second refusal, balk, or attempting to evade an obstacle by shying or backing more than two strides away.
- e) **5 Point Deduction** shall be assessed for the following, **plus entry** cannot place over another entry that completes the course correctly.
- 1) Performing obstacles differently than described on the pattern.
  - 2) Missing or not attempting an obstacle.
  - 3) Failure to demonstrate correct lead or gait, if designated.
  - 4) Failure to perform correct line of travel within or between obstacles.
  - 5) Riding outside designated boundary marker of the course.
  - 6) Third refusal, balk, or attempting to evade an obstacle by shying or backing more than two strides away.
2. **Faults which will be cause for disqualification/elimination:**
- a) Use of two hands [except when horse is 5 or under (junior horse) and using snaffle bit or hackamore (bosal)].
  - b) Use of more than one finger between reins. (exception: Jr. horse using snaffle or bosal)
  - c) Changing hands on reins. **[It is permissible to change hands on the reins when necessary to work on an obstacle (gate, mailbox, carry object, slicker, etc.)]**
  - d) Use of romal other than outlined in Section 3 - B Western Equitation.
  - e) Not performing obstacles in prescribed order.
  - f) Excessively or repeatedly touching the horse on the neck to lower the head.
  - g) Willful abuse.
  - h) Use of prohibited equipment or equipment failure that delays completion of pattern.
  - i) Fall to ground by horse or rider.
  - j) Excessive schooling or training.
  - k) Severe disobedience - rearing, bucking, striking, etc.

F. **Equipment and Attire:** See Section 5, Versatility Equipment, Paragraphs A through C.

## Section 11. **In-Hand Trail**

### **Class Description:**

The In-Hand Trail Class is a pattern class consisting of obstacles to be negotiated by exhibitors. This class may be offered as a means to initiate the training of the young horse over trail obstacles. This class will be judged on the performance of the horse over obstacles, with emphasis on manners, response to the handler and attitude.

### **A. Arena Arrangements:**

1. The In-Hand Trail Course is to include a minimum of six and a maximum of ten obstacles, with a minimum of one obstacle from three different categories listed below.
2. Obstacles should simulate conditions normally encountered at the ranch, shows, open trails or parades. Unnatural or "horror" obstacles should be avoided. Course designer must keep in mind both the age and size of the horses as well as their safety. Care in preparing the course should be exercised to prevent direct advantage to either a small or large horse.
3. The course must be designed for each horse to demonstrate the trail walk, flat foot walk, and fox trot. Enough space between obstacles must be provided for a horse to trail walk (at least 10 feet), flat foot walk (at least 20 feet), and fox trot (at least 30 feet), for the judge to evaluate these gaits.

4. When the distances and spaces are measured between all obstacles, the inside base to inside base measurement of each obstacle, considering the normal path of the horse, should be the measuring point.
5. The judge must walk the course and has the right and duty to alter the course in any manner. The judge may remove or change any obstacle he deems unsafe or non-negotiable.
6. Ingenuity by course designer in adapting and combining various obstacles will lend itself to courses pleasing to both exhibitors and judges.
7. **Categories of Suggested Obstacles:**
  - a) **Overs:**
    - 1) Bridge or Tarp
    - 2) Single horizontal pole with maximum height of 8"
    - 3) Multiple walkover poles, maximum individual height 6"
  - b) **Back through obstacles:**
    - 1) Backing through an L, V, U, straight or similar shaped course.
    - 2) Back around a barrel, pair of barrels or other visible obstacle(s).
  - c) **Serpentines:**
    - 1) Obstacles such as poles, pylons, trees, etc. Set up in a series for horses to work a curved line through the obstacle. Spacing shall be a minimum of 6' for walk and 21' for fox trot.
  - d) **Daily Chores:**
    - 1) Negotiate a gate.
    - 2) Handler to carry an object from one part of the arena to another.
    - 3) Lay a saddle pad, blanket or sheet on horse's back.
    - 4) Brush horse's tail.
    - 5) Go through motions of measuring horse's height at the withers with a yard stick or tape measure.
    - 6) Load in trailer or chute.

**B. Class Procedures:**

1. Each exhibitor will be worked individually from the gate. A working order will be announced before the class.
2. The course pattern to be used must be posted at least one hour before the scheduled start time of the class.
3. Trail horses in hand are required to work over and through obstacles.
4. Handler must maneuver horse using lead line of halter only and may be requested to lead from either side.
5. One handler may show more than one entry in this class.
6. Horses shall be required to demonstrate the trail walk, flat foot walk and fox trot.
7. If disrupted, the course shall be reset after each horse has worked. In the case that a combination of obstacles is used, the course cannot be reset until the contestant finishes the entire course regardless of where any disruption occurs.
8. If at any time a trail obstacle is deemed to be unsafe by the judge, it shall be repaired or removed from the course. If it cannot be repaired and horses have completed the course, the score for that obstacle shall be deducted from all previous works for that class.

**C. Judging Considerations:**

1. Entries will be evaluated on responsiveness, willingness and general attitude.
2. Speed is not to be used to determine placing, though excessive delay while approaching an obstacle is to be penalized. Judges are encouraged to have the horse and exhibitor advance on to the next obstacle if the horse/exhibitor are taking excessive time at an obstacle.
3. A time limit may not be placed on the course as a whole, or individual obstacles.

**D. Scoring:**

1. Suggested scoring will be on the basis of 0 - Infinity, with 70 denoting an average performance. Each obstacle will receive an obstacle score that should be added or subtracted from 70 and is subject to a penalty that should be subtracted. Each obstacle will be scored on the following



basis, ranging from +1 ½ (Excellent) through -1 ½ (Extremely Poor). Obstacles scores are to be determined and assessed independently of penalty points.

**E. Faults/Penalties:**

1. Penalties should be assessed per occurrence as follows:
  - a) The following will result in a ½ **point deduction**:
    - 1) Each tick of log, pole, cone or obstacle.
  - b) The following will result in a **1-point deduction**:
    - 1) Each hit of or stepping on a log, pole, cone or obstacle.
    - 2) Break of gait at walk or fox trot for two (2) strides or less
    - 3) More than one front foot or more than one hind foot in a single-stride slot or space.
    - 4) Skipping over or failing to step into required space.
  - c) The following will result in a **3-point deduction**:
    - 1) Break of gait at walk or fox trot for more than two (2) strides
    - 2) Knocking down an elevated pole, cone, barrel, plant obstacle or severely disturbing an obstacle.
  - d) The following will result in a **5-point deduction**:
    - 1) Loss of control or letting go of gate.
    - 2) Dropping slicker, blanket or another object required to be carried on course.
    - 3) First refusal, balk or attempting to evade an obstacle by shying or backing more than 2 strides away.
    - 4) Stepping outside the confines of; falling or jumping off an obstacle (back-thru, bridge, box or tarp).
  - e) The following will result in a **5 Point deduction, plus entry** cannot place over another entry that completes the course correctly.
    - 1) Performing obstacle differently than described on the pattern.
    - 2) Missing or not attempting an obstacle.
    - 3) Failure to complete an obstacle.
    - 4) Failure to demonstrate correct gait, if designated.
    - 5) Failure to perform correct line of travel within or between obstacles.
    - 6) Being outside designated boundary markers of the course.
    - 7) Second refusal, balk or attempting to evade an obstacle by shying or backing more than 2 strides away.
  - f) **Faults which will be cause for disqualification/elimination:**
    - 1) Not performing obstacles in prescribed order
    - 2) Use of whip or crop.
    - 3) Touching the horse, unless instructed by the judge, or unless a side-pass is required.
    - 4) Willful abuse.
    - 5) Use of prohibited equipment or equipment failure that delays completion of pattern.
    - 6) Severe disobedience - rearing, bucking, striking, etc.
    - 7) Excessive schooling or training.

**G. Equipment and Attire:**

1. Horse to be shown in a western style halter with appropriate lead. Halters may be constructed of leather, synthetic or nylon material. Silver trim shall not count over good working equipment. Model type show halters are inappropriate, and their use will be penalized. (Halters with bits are permissible). Chain on the lead is permitted under the chin of the horse.
2. Appropriate western attire must be worn, see Section 5, Versatility Equipment, Paragraph C. Western Attire
3. Spurs and/or chaps/chinks are prohibited

## **Section 12. Reining**

### **A. Class Description:**

To rein a horse is not only to guide him, but also to control his every movement. The best reined horse should be willfully guided or controlled with little or no apparent resistance and dictated to completely. Any movement on his own must be considered a lack of control. All deviations from the exact written pattern must be considered a lack of or temporary loss of control, and therefore faulted according to severity of deviation. Exhibitors will follow one of the patterns published in this MFTHBA handbook. Pattern No. 11 may be used for Novice and Youth classes.

### **B. Class Procedures:**

1. Any one of the ten MFTHBA approved reining patterns may be used and is to be selected by the judge of the class and used by all contestants in the class. The number of the selected pattern should be posted at least one hour before the scheduled start time of the class.
2. Reining pattern number 11 may be used for Novice and Youth classes.
3. Each contestant will be worked from the gate individually. A working order will be announced at the beginning of the class.
4. All horses will be judged immediately upon entering the arena and judging will cease after the last maneuver. Any fault incurred prior to the commencement of a pattern will be scored accordingly.

### **C. Judging Considerations:**

1. Credit will be given for smoothness, finesse, attitude, quickness and authority in performing the various maneuvers while using controlled speed.
2. A rider may untangle excess rein with free hand where excess rein may prevent the rider from continuing the pattern, where excess can be straightened without affecting the performance of the horse, during hesitations, or when settling a horse. Rider's free hand may be used to hold romal in the normal fashion.

### **D. Scoring:**

1. Scoring will be on the basis of 0 - Infinity, with 70 denoting an average performance. Each element of the pattern will receive points from =1 ½ Excellent) to -1 ½ (Extremely Poor). These points will be added or subtracted from the base score of 70; penalties will then be deducted to arrive at the final score.

### **E. Faults/Penalties:**

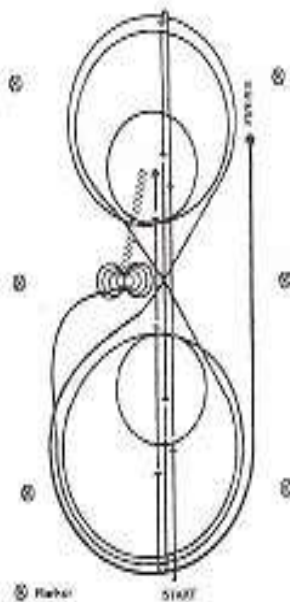
1. **The following will result in a reduction of one half (½) point:**
  - a) Delayed lead change by one stride.
  - b) Starting a circle at a trot or exiting rollbacks at a trot, up to two (2) strides.
  - c) Over or under spinning up to one-eighth (1/8) of a turn. Deduct 1 point for over or under spinning from one-eighth to one-fourth (1/8 to ¼ turn).
  - d) Failure to remain a minimum of 20 feet (6 meters) from the wall or fence when approaching a stop and/or rollback.
2. **The following will result in a reduction of one (1) point:**
  - a) Starting or performing circles or figure eights out of lead.
  - b) Each quarter of the circumference of circle out of lead or any part thereof.  
[Note: The penalty for being out of lead is cumulative and the judge will deduct one penalty point for each quarter of the circumference of a circle or any part thereof that a horse is out of lead. The horse is considered out of lead when either the front or the back legs are on the incorrect lead (cross firing).]
  - c) In patterns requiring a run-around, failure to be on the correct lead when rounding the end of the arena: for one turn or less, one (1) point; for more than one turn, two (2) points.
  - d) Over or under spinning from one-eighth to one-fourth (1/8 to ¼) turn.
3. **The following will result in a reduction of two (2) points:**
  - a) Break of gait.
  - b) Freeze up in spins or rollbacks.
  - c) Trotting beyond two strides, but less and ½ circle or ½ length of the arena.

- d) On walk in patterns, failure to stop or walk before executing a canter departure.
  - e) On run in patterns, failure to be in a canter prior to the first marker.
  - f) If a horse does not completely pass the specified marker before **initiating** a stop position.
  - g) In patterns requiring a run-around, failure to be on the correct lead for more than one turn.
4. **The following will result in a reduction of five (5) points:**
- a) Spurring in front of cinch.
  - b) Use of either hand to instill fear or praise.
  - c) Touching/Holding saddle or horse with either hand.
  - d) Blatant disobedience, including kicking, biting, bucking, rearing and striking.
5. **The following will result in a score of Zero (0):**
- [Note: A score of zero (0) is not eligible to place in a go around or class but may advance in a multi-go event. A “no score” (elimination) may not.]
- a) Use of more than index or first finger between reins.
  - b) Use of two hands or changing hands (exception: junior horse using snaffle bit or hackamore).
  - c) Use of romal other than outlined in Western Equitation (Section 3 Paragraph B-6)
  - d) Failure to complete pattern as written.
  - e) Performing the maneuvers other than in specified order.
  - f) The inclusion of maneuvers not specified, including but not limited to:
    - 1) Backing more than 2 strides.
    - 2) Turning more than 90 degrees.
  - g) Equipment failure that delays completion of pattern, including dropping a rein that contacts the ground while horse is in motion.
  - h) Balking or refusal of a command where pattern is delayed.
  - i) Running away or failing to guide where it becomes impossible to discern whether the entry is on pattern.
  - j) Trotting in excess of one-half (½) circle or one-half (½) the length of the arena.
  - k) Over spins of more than ¼ turn.
  - l) Fall to the ground by horse or rider.
6. **Faults which will be cause for disqualification/elimination and receipt of “no score”:**
- a) Abuse of an animal in the show arena and/or evidence that an act of abuse has occurred prior to or during the exhibition of a horse in competition.
  - b) Use of illegal equipment, including wire on bits, bosals or curb chains.
  - c) Use of illegal bits, bosals, or curb chains; when using a snaffle bit, use of optional leather curb strap is acceptable, however, use of a curb chain on a snaffle bit is not acceptable.
  - d) Use of tack collars, tie downs or nosebands.
  - e) Use of whips or bats.
  - f) Use of any attachment which alters the movement of or circulation to the tail.
  - g) Failure to provide horse and equipment to the appropriate judge for inspection.
  - h) Disrespect or misconduct by the exhibitor.

**F. Equipment and Attire: See Section 5, Paragraph A through C.**

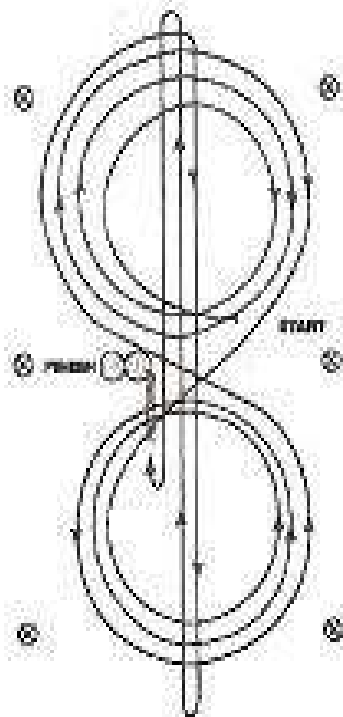
## VERSATILITY REINING PATTERNS

(Reining Pattern Number 1)



1. Run at speed to the far end of the arena past the end marker and do a left rollback, no hesitation.
2. Run to the opposite end of the arena past the end marker and do a right rollback, no hesitation.
3. Run past the center marker and do a sliding stop. Back up to the center of the arena, or at least ten feet (3 meters). Hesitate.
4. Complete four spins to the right.
5. Complete four and one-quarter spins to the left, so that the horse is facing left wall at fence. Hesitate.
6. Beginning on the left lead, complete three circles to the left: the first circle large and fast; the second circle small and slow; the third circle large and fast. Change leads at the center of the arena.
7. Complete three circles to the right: the first circle large and fast; the second circle small and slow; the third circle large and fast. Change leads at the center of the arena.
8. Begin a large fast circle to the left, but do not close this circle. Run straight up the right side of the arena past the center marker and do a sliding stop at least twenty feet (6 meters) from wall or fence. Hesitate to demonstrate the completion of the pattern. Flat foot walk to judge for inspection. Rider may drop bridle to the designated judge.

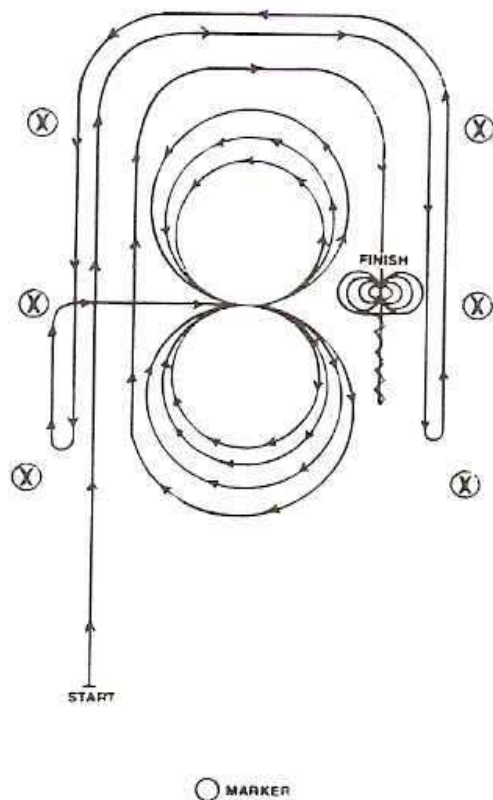
(Reining Pattern Number 2)



Fox trot to center of the arena. Walk or Stop before beginning pattern facing the left wall or fence.

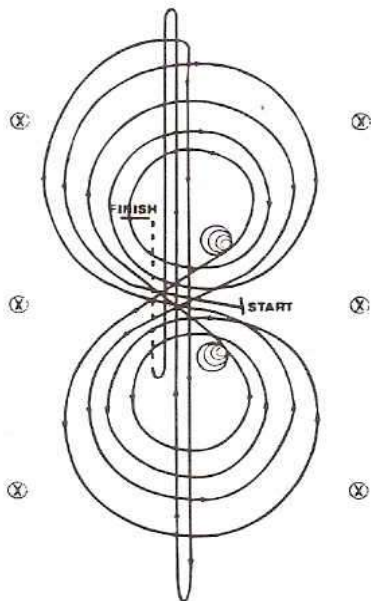
1. Beginning on the right lead, complete three circles to the right: the first circle small and slow; the next two circles large and fast. Change leads at the center of the arena.
2. Complete three circles to the left: the first circle small and slow; the next two circles large and fast. Change leads at the center of the arena.
3. Continue around previous circle to the right. At the top of the circle, run down the middle to the far end of the arena, past the end marker, and do a right rollback – no hesitation.
4. Run up the middle to the opposite end of the arena, past the end marker, and do a left rollback – no hesitation.
5. Run past the center marker and do a sliding stop. Back up to the center of the arena, or at least ten feet (3 meters). Hesitate.
6. Complete four spins to the right.
7. Complete four spins to the left. Hesitate to demonstrate the completion of the pattern. Flat foot walk to judge for inspection. Rider may drop bridle to the designated judge.

### (Reining Pattern Number 3)



1. Beginning – and staying – at least twenty feet (6 meters) from the walls or fence, lope straight up the left side of the arena – circle the top end of the arena – run straight down the opposite or right side of the arena past the center marker – and do a left rollback, no hesitation.
2. Continue straight up the right side of the arena, staying at least twenty feet from the walls or fence – circle back around the top of the arena – run straight down the left side of the arena, past the center marker, and do a right rollback, no hesitation.
3. Continue up the left side of the arena to the center marker. At the center marker, the horse should be on the right lead. Guide the horse to the center of the arena on the right lead and complete three circles to the right: the first two circles large and fast; the third circle small and slow. Change leads at the center of the arena.
4. Complete three circles to the left: the first two circles large and fast; the third circle small and slow. Change leads in the center of the arena.
5. Begin a large fast circle to the right, but do not close this circle. Continue up the left side of the arena, staying at least twenty feet (6 meters) from the walls or fence; circle the top of the arena – run straight down the opposite or right side of the arena, past the center marker, and do a sliding stop. Back at least ten feet (3 meters). Hesitate.
6. Complete four spins to the right.
7. Complete four spins to the left. Hesitate to demonstrate completion of the pattern. Flat foot walk to judge for inspection. Rider may drop bridle to the designated judge.

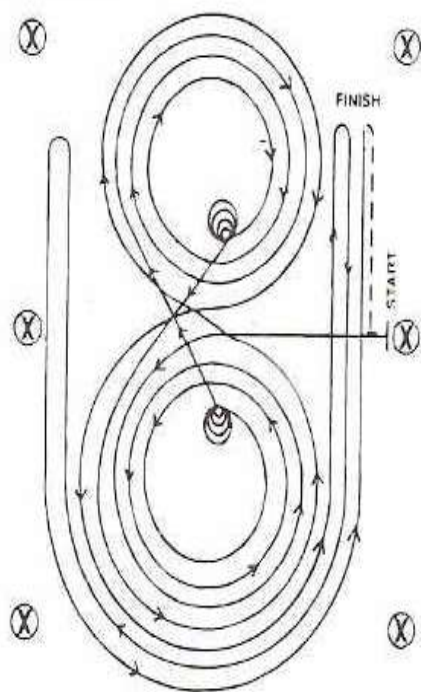
### (Reining Pattern Number 4)



Fox trot to center of the arena. Walk or Stop before beginning at the center of the arena facing the left wall or fence.

1. Beginning on the right lead, complete three circles to the right: the first two circles large and fast; the third circle small and slow. Stop at the center of the arena.
2. Complete four spins to the right. Hesitate.
3. Beginning on the left lead, complete three circles to the left: the first two circles large and fast; the third circle small and slow. Stop at the center of the arena.
4. Complete four spins to the left. Hesitate.
5. Beginning on the right lead, run a large fast circle to the right, change leads at the center of the arena, run a large fast circle to the left: and change leads at the center of the arena.
6. Continue around previous circle to the right. At the top of the circle, run down the middle to the far end of the arena past the end marker and do a right rollback – no hesitation.
7. Run up the middle to the opposite end of the arena past the end marker and do a left rollback – no hesitation.
8. Run past the center marker and do a sliding stop. Back up to the center of the arena or at least ten feet (3 meters). Hesitate to demonstrate completion of the pattern. Flat foot walk to judge for inspection. Rider may drop bridle to the designated judge.

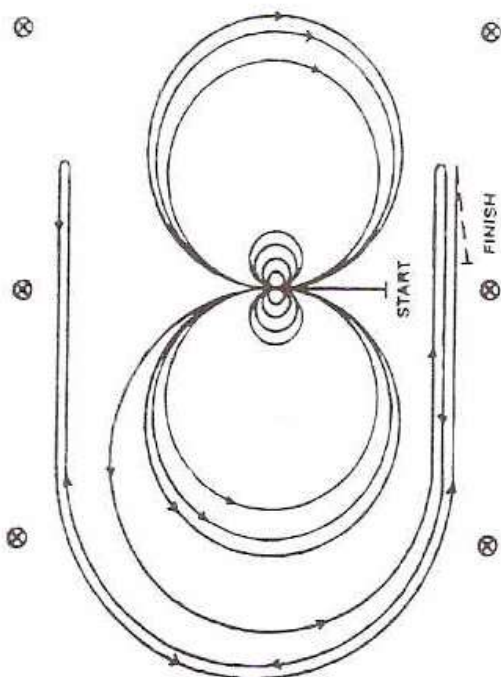
### (Reining Pattern Number 5)



Fox trot to center of the arena. Walk or Stop before beginning at the center of the arena facing the left wall or fence.

1. Beginning on the left lead, complete three circles to the left: the first two circles large and fast; the third circle small and slow. Stop at the center of the arena.
2. Complete four spins to the left. Hesitate.
3. Beginning on the right lead, complete three circles to the right: the first two circles large and fast; the third circle small and slow. Stop at the center of the arena.
4. Complete four spins to the right. Hesitate.
5. Beginning on the left lead, run a large fast circle to the left, change leads at the center of the arena, run a large fast circle to the right, and change leads at the center of the arena. (a Figure 8)
6. Continue around previous circle to the left, but do not close this circle. Run up the right side of the arena past the center marker and do a right rollback, at least 20 feet from the wall or fence (6 meters) – no hesitation.
7. Continue around previous circle, but do not close this circle. Run up the left side of the arena past the center marker and do a left rollback, at least 20 feet from the wall or fence (6 meters) – no hesitation.
8. Continue back around previous circle but do not close this circle. Run up the right side of the arena past the center marker and do a sliding stop, at least twenty feet (6 meters) from the wall or fence. Back up at least ten feet (3 meters). Hesitate to demonstrate completion of the pattern. Flat foot walk to judge for inspection. Rider may drop bridle to the designated judge.

### (Reining Pattern Number 6)

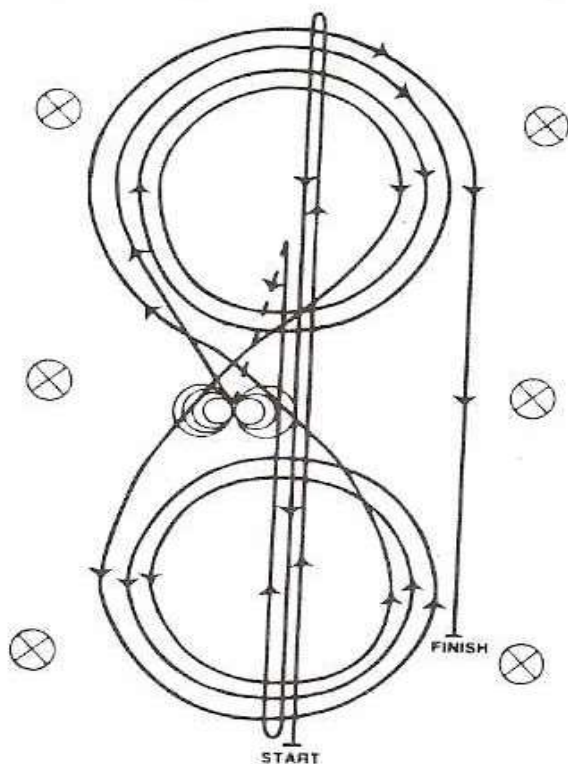


Fox trot to center of the arena. Stop before beginning at the center of the arena facing the left wall or fence. Begin pattern facing the left wall or fence.

1. Complete four spins to the right.
2. Complete four spins to the left. Hesitate.
3. Beginning on the left lead, complete three circles to the left: the first two circles large and fast; the third circle small and slow. Change leads at the center of the arena.
4. Complete three circles to the right: the first two circles large and fast; the third circle small and slow. Change leads at the center of the arena.
5. Begin a large fast circle to the left but do not close this circle. Run up the right side of the arena past the center marker and do a right rollback, at least twenty feet from the wall or fence (6 meters) – no hesitation.
6. Continue back around previous circle but do not close this circle. Run up the left side of the arena past the center marker and do a left rollback, at least twenty feet from the wall or fence (6 meters) – no hesitation.
7. Continue back around previous circle but do not close this circle. Run up the right side of the arena past the center marker and do a sliding stop, at least twenty feet (6 meters) from the wall or fence. Back up at least ten feet (3 meters). Hesitate to demonstrate the completion of the pattern. Flat foot walk to judge for inspection. Rider may drop bridle to the designated judge.

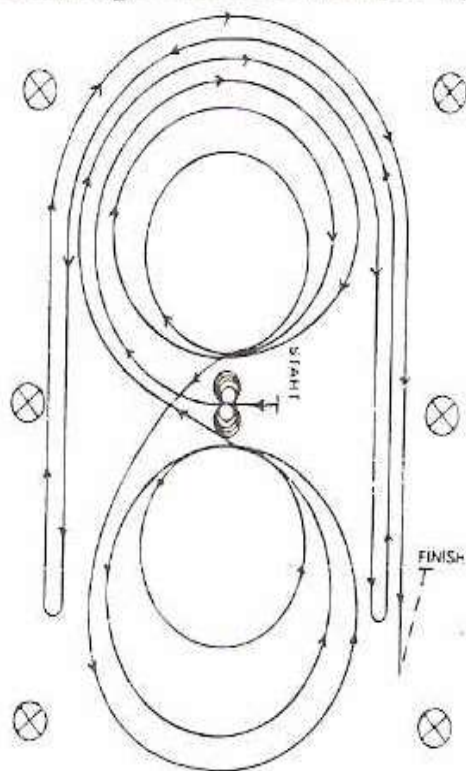


### (Reining Pattern Number 7)



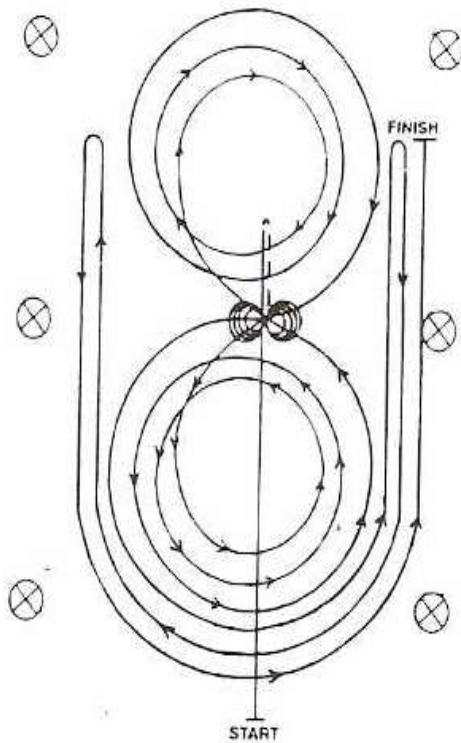
1. Run at speed to the far end of the arena past the end marker and do a left rollback – no hesitation.
2. Run to the opposite end of the arena past the end marker and do a right rollback – no hesitation.
3. Run past the center marker and do a sliding stop. Back up to the center of the arena or at least ten feet (3 meters). Hesitate.
4. Complete four spins to the right.
5. Complete four and one-quarter spins to the left so that horse is facing left wall or fence. Hesitate.
6. Beginning on the right lead, complete three circles to the right: the first two circles large and fast; the third circle small and slow. Change leads at the center of the arena.
7. Complete three circles to the left: the first two circles large and fast; the third circle small and slow. Change leads at the center of the arena.
8. Begin a large fast circle to the right but do not close this circle. Run straight down the right side of the arena past the center marker and do a sliding stop, at least twenty feet (6 meters) from the wall or fence. Hesitate to demonstrate completion of the pattern. Flat foot walk to judge for inspection. Rider may drop bridle to the designated judge.

### (Reining Pattern Number 8)



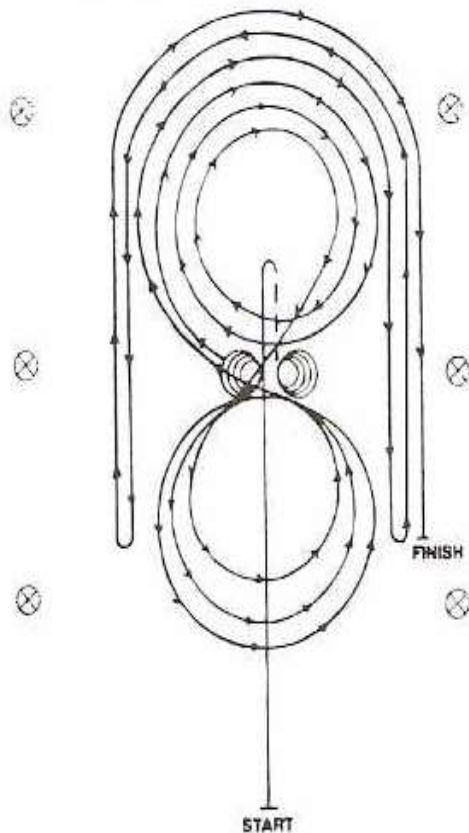
- Fox trot to center of the arena. Stop. Begin pattern at the center of the arena facing the left wall or fence.
1. Complete four spins to the left.
  2. Complete four spins to the right. Hesitate.
  3. Beginning on the right lead, complete three circles to the right: the first circle large and fast; the second circle small and slow; the third circle large and fast. Change leads at the center of the arena.
  4. Complete three circles to the left: the first circle large and fast; the second circle small and slow; the third circle large and fast. Change leads at the center of the arena.
  5. Begin a large fast circle to the right but do not close this circle. Run straight down the right side of the arena past the center marker and do a left rollback, at least twenty feet (6 meters) from the wall or fence– no hesitation.
  6. Continue back around previous circle but do not close this circle. Run down the left side of the arena past the center marker and do a right rollback, at least twenty feet (6 meters) from the wall or fence– no hesitation.
  7. Continue back around previous circle but do not close this circle. Run down the right side of the arena past the center marker and do a sliding stop, at least twenty feet (6 meters) from the wall or fence. Back up at least ten feet (3 meters). Hesitate to demonstrate the completion of the pattern. Flat foot walk to judge for inspection. Rider may drop bridle to the designated judge.

### (Reining Pattern Number 9)



1. Run past the center marker and do a sliding stop. Back up to the center of the arena or at least ten feet (3 meters). Hesitate.
2. Complete four spins to the right
3. Complete four and one-quarter spins to the left so that horse is facing left wall or fence. Hesitate.
4. Beginning on the left lead, complete three circles to the left: the first circle small and slow; the next two circles large and fast. Change leads at the center of the arena.
5. Complete three circles to the right: the first circle small and slow; the next two circles large and fast. Change leads at the center of the arena.
6. Begin a large fast circle to the left but do not close this circle. Run up the right side of the arena past the center marker and do a right rollback, at least twenty feet (6 meters) from the wall or fence—no hesitation.
7. Continue back around the previous circle but do not close this circle. Run up the left side of the arena past the center marker and do a left rollback, at least twenty feet (6 meters) from the wall or fence—no hesitation.
8. Continue back around the previous circle but do not close this circle. Run up right side of the arena past the center marker and do a sliding stop, at least twenty feet (6 meters) from the wall or fence. Hesitate to demonstrate completion of the pattern. Flat foot walk to judge for inspection. Rider may drop bridle to the designated judge.

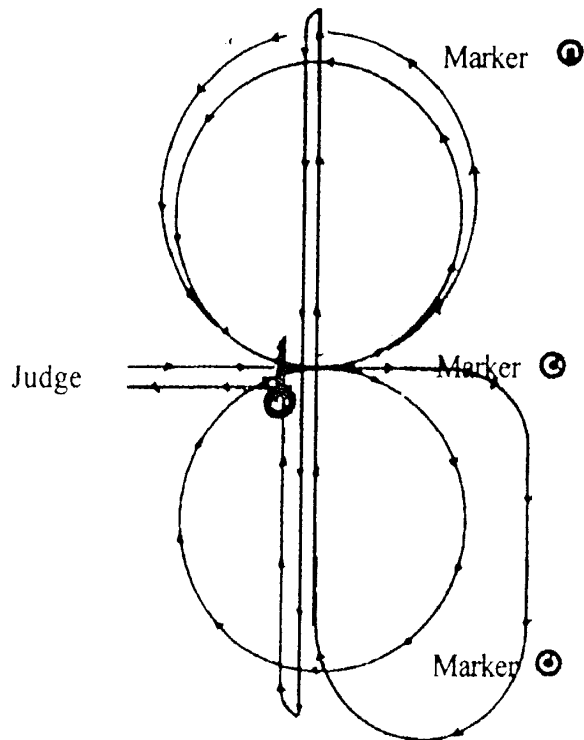
### (Reining Pattern Number 10)



1. Run past the center marker and do a sliding stop. Back up to the center of the arena or at least ten feet (3 meters). Hesitate.
2. Complete four spins to the right
3. Complete four and one-quarter spins to the left so that horse is facing left wall or fence. Hesitate.
4. Beginning on the right lead, complete three circles to the right: the first two circles large and fast; the third circle small and slow. Change leads at the center of the arena.
5. Complete three circles to the left: the first circle small and slow; the next two circles large and fast. Change leads at the center of the arena.
6. Begin a large fast circle to the right but do not close this circle. Run down the right side of the arena past the marker and do a left rollback, at least twenty feet (6 meters) from the wall or fence—no hesitation.
7. Continue back around the previous circle but do not close this circle. Run down the left side of the arena past the center and do a right rollback, at least twenty feet (6 meters) from the wall or fence—no hesitation.
8. Continue back around the previous circle but do not close this circle. Run down right side of the arena past the center marker and do a sliding stop, at least twenty feet (6 meters) from the wall or fence. Hesitate to demonstrate completion of the pattern. Flat foot walk to judge for inspection. Rider may drop bridle to the designated judge.



### Reining Pattern Number 11 (For Novice Amateur and Youth Classes)



- Fox trot to center of arena, stop, start pattern facing away from judge
1. Begin at center of arena, facing right wall or fence. Canter/lope a circle to the right on the right lead heading away from the judge.
  2. At the center of arena, change leads and canter/lope 2 circles to the left of approximately the same size.
  3. At center of arena, change leads
  4. Continue canter/lope around end of arena to run down
  5. Run down past end marker, execute a left roll back
  6. Run full length of arena past end marker and do execute a right rollback
  7. Run Past center marker of arena; execute a square stop. Hesitate
  8. Back at least 10 feet to center of arena
  9. Complete 2½ spins to the right
  10. Complete 2½ spins to the left
  11. Hesitate to show completion of pattern. Flat foot walk to judge for inspection.
- Rider may drop bridle to the designated judge.

### Section 13. Western Riding

### Class Description:

Western Riding is an event where the horse is judged on quality of gaits, lead changes at the canter, response to the rider, manners and disposition. The exhibitor shall be required to execute the “set pattern” illustrated below. Western tack and attire is required.

### A. Arena arrangements:

1. See diagram below. The eight small circles represent markers (cones are recommended). On the side with 5 markers, the cones should be separated by a uniform measured distance of 50 feet (recommended) however, if arena size does not permit this distance, the distance shall not be less than 30 feet. The three markers on the opposite side should be set adjacent to the appropriate markers. It is recommended that markers be set a minimum of 15 feet from the fence and with 50 to 80-foot width in the pattern as the arena permits.
2. The open rectangle represents a solid log or pole that should be a minimum of 8 feet in length.

### B. Class Procedures:

1. All exhibitors will work individually from the gate and follow the prescribed pattern below.
2. The judge may require an exhibitor to repeat or reverse any part of the routine.
3. Two hands may be used on the reins regardless of the horses age. Tail of the reins may be on either side or one side of the neck of the horse.

### C. Judging Considerations:

1. Emphasis shall be placed on smoothness and even cadence of gaits. Gaits shall include the flat foot walk, trail walk, fox trot and lope. Exhibitors should receive extra credit for flying lead changes but shall not be penalized for simple changes of lead. Credit shall also be given for the horse's ability to change leads precisely and easily at the center point between markers.

2. The horse's head and neck should be in a relaxed, natural position, with his poll level at or above the withers. He should not carry his head behind the vertical, giving the appearance of intimidation, or be excessively nosed out, giving a resistant appearance. The horse should have a relaxed head carriage showing response to the rider's hands, with a moderate flexion at the poll.
3. Horses to be ridden with light contact or on a reasonably loose rein.
4. The horse should cross the log at both the trail walk and the lope without breaking gait or radically changing stride.

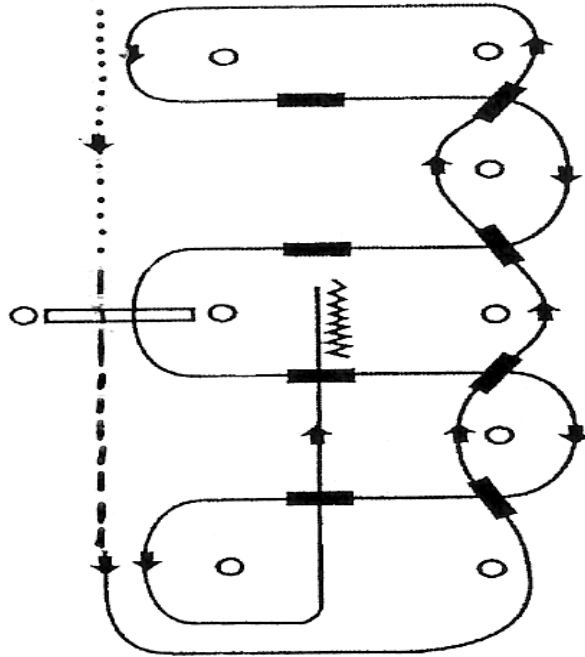
**D. Scoring:**

1. Scoring will be on the basis of 0 - Infinity, with 70 denoting an average performance. Each maneuver of the pattern will receive points from +1 ½ (Excellent) to -1 ½ (Extremely Poor). These points will be added/subtracted from the base score of 70. Penalty points will be scored separately from maneuver scores and will be deducted to arrive at the final score.

**E. Faults/Penalties:**

1. **One-half (½)** penalty point will be assessed for each occurrence of the following:
  - a) Tick or light touch of log
  - b) Non-simultaneous lead change.
2. **One (1)** penalty point will be assessed for each occurrence of the following:
  - a) Hitting or rolling log/pole
  - b) Out of lead more than one stride either side of the center point and between the markers.
  - c) Splitting the log (log between the two front or two hind feet) at the lope.
  - d) Break of gait at walk or fox trot up to two strides.
3. **Three (3)** penalty points will be assessed for each occurrence of the following:
  - a) Not performing the specific gait or not stopping when indicated in the pattern within 10 feet of the designated area.
  - b) Out of lead at or before the marker prior to the designated change area or out of lead at or after the marker after the designated change area.
  - c) Additional lead changes anywhere in pattern (except when correcting an extra change or incorrect lead).
  - d) Break of gait at the lope (except for simple lead change).
4. Exhibitor will **have five (5) penalty points** assessed for each occurrence of the following:
  - a) Failure to change leads (including cross-cantering) beyond the next designated change area.
  - b) Blatant disobedience, including kicking out, biting, bucking and rearing.
5. Additional faults to be judged according to severity in maneuver scores:
  - a) Opening mouth excessively.
  - b) Anticipating signals
  - c) Stumbling.
  - d) Head carried to high or low.
  - e) Over-flexing (nose carried behind the vertical).
  - f) Excessive nosing out (resistant).
6. **Faults/Penalties to cause disqualification:**
  - a) Willful abuse.
  - b) Off course.
  - c) Knocking over marker.
  - d) Completely missing log.
  - e) Major refusal - stop and back more than two strides.
  - f) Severe disobedience including balking, rearing, kicking
  - g) Excessive schooling.
  - h) Over-turn of more than ¼ turn
  - i) Equipment failure or use of prohibited equipment.
  - j) Fall of horse or rider.

**F. Equipment and Attire: See Section 5, Paragraph A through C.**

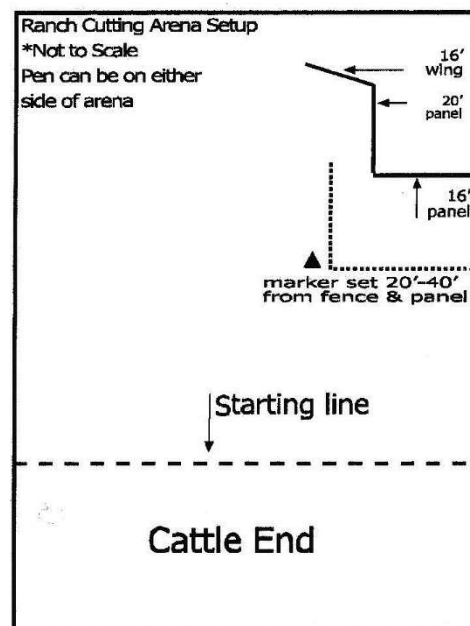


- 123

## Section 14. Versatility Ranch Cutting

**Class description:** This class is judged on the ability of the horse to work a cow by separating it from the herd, driving it to the middle of the arena, holding it to demonstrate the horse's ability to work the cow and finally to pen the cow at the far end of the arena. A single numbered cow is cut from the herd and the horse must demonstrate its ability to work the cow. When satisfied that the horse has proven its cutting ability, the horse and rider must then pen the cow at the far end of the arena.

- A. **Arena Set up:** Cattle will be at one end of the arena and a pen with a wing that stretches to the inside of the arena will be placed on the side fence at the opposite end of the arena (see diagram). A marker will be placed in the arena a variable distance of 20 to 40 feet from the side of the arena and the corner of the pen.



B. **Class procedures:**

1. The number of cattle in the herd will be ten, with cattle clearly marked with number 0 through 9.
2. Cattle will be at one end of the arena, and a pen with a wing that stretches to the inside of the arena will be placed on the side fence at the opposite end of the arena (see diagram).
3. **The time limit will be 2 minutes 30 seconds.** Contestant will be notified when 90 seconds has elapsed.
4. Time will begin when the contestant crosses the starting line and is given a cow number.
5. Contestant is allowed two herd holders and two turn back riders to assist contestant during the cutting portion of the class.
6. After contestant has demonstrated horse's cutting ability, the contestant will direct the turn back riders to move out of the way to the side of the arena. Contestant then drives the designated cow between the marker and the corner of the pen and then on into the pen.
7. Contestants do not have to wait until 90 seconds has elapsed to pen the animal.
8. Contestants will be allowed to grasp the saddle horn.
9. The class is over when the animal is penned or the 2 minutes 30 seconds time limit is up. Whistle will blow when the time is expired.

10. Contestants will be penalized if cow returns to the herd or if cow is not penned when time has expired. Penning more than the designated cow will result in points being deducted.
  11. If time and number of cattle permits, the judge has discretion of giving a new cow to a contestant if: a cow won't or can't run; cow won't leave end of arena; cow is blind or won't yield to the horse; or cow leaves arena.
- C. **Judging Considerations:**
1. Scoring will be 100% on horse's performance and ability. Consideration and credit will be given to those horses that demonstrate excellence in their herd work, setting up the cow to be cut and working in the center of the arena. Consideration and credit is also given for the degree of difficulty of the cow drawn and for the ability to drive and pen the cow within the time allotted. Contestants will not be penalized for reining the horse during the cutting portion, but horse should display natural cutting ability.
- D. **Scoring/Penalties:**
1. Scoring will be on the basis of 0 to 100 with 70 denoting an average performance.
  2. **Zero Score** will be given for:
    - a) Turning tail to cow
    - b) Illegal equipment.
    - c) Not driving cow between marker and corner of pen prior to penning.
    - d) Excessive disturbance of herd.
    - e) Two hands on reins except snaffle or bosal (Junior horse).
  3. **5 Point Penalty** will be given for:
    - a) Quitting cow.
    - b) Losing cow.
    - c) Not penning cow before 2-1/2 minute time has expired.
    - d) Penning more than one cow.
  4. **3 Point Penalty** will be given for:
    - a) Cattle picked up or scattered.
    - b) Spurring on the shoulder.
    - c) Pawing or biting cattle.
    - d) Cow reaches back fence (If cow is lost, only greater (5 point) penalty is charged)
  5. **1 Point Penalty** will be given for:
    - a) Losing working advantage.
    - b) Toe, foot, or stirrup touching horse's shoulder.
    - c) Working out of position.

## **Section 15. Hunter Hack/Hunter Over Fences**

**Class Description:** These classes are pattern classes and are judged classes. **Hunter Hack** horses are first required to follow a pattern that shall include two fences, 2 feet (60cm) to 3 feet (90cm) in height. Horses are then shown both ways of the ring at the flat foot walk, fox trot and canter. At the discretion of the judge, contestants may be asked to hand gallop, pull up or back and stand quietly following the last fence. **The Hunter Over Fences** course will consist of eight fences, of at least four different obstacles. An obstacle may be jumped more than once. Fence heights are to be a minimum of 18 inches and a maximum of three (3) feet. Work on the rail may be required at the discretion of the judge but shall not include work other than that mentioned for the Hunter Hack classes.

### **A. Arena Arrangements:**

**Hunter Hack:** The course shall consist of two fences, a minimum height of 2 feet (60cm) to a maximum height of 3 feet (90 cm). If the fences are set on a line, they are recommended to be in increments of 12 feet (3.5 meters) but adjusted to no less than 48 feet between fences. A ground pole is recommended for all fences (a pole as long as the jump, laid on the ground just below the jump or approximately 18 inches from the base on the approach side).

### **Hunter Over Fences:**

1. There will be a minimum of four obstacles; horses are to make a minimum of eight jumps. Fence heights are to be a minimum of 18 inches and a maximum of three (3) feet.
2. A simple fence such as a post and rail should be used for the first obstacle on any course. It is recommended the first obstacle be no more than minimum height (18 inches).
3. Post and rail fences must have a minimum of two rails per fence, excluding ground pole. The maximum space between rails should not be more than 12 inches. A ground pole (a pole the same size as the rails, laid parallel to the jump on the ground just below the jump or approximately 18 inches from the base on the approach side), is recommended for all fences.
4. A fence must be at least 20 feet wide or have wings at least 30" wide. Wings may be used on all fences and if so, must be thirty inches wide and must be a minimum of twelve inches higher than the top of the fence.
5. A spread fence consisting of two or more elements may be included at the discretion of show management. Fences with spreads over four feet are prohibited.
6. A combination fence such as an "in and out" may be used, counting as one fence. Each fence in a combination should be the same height and twenty-four to twenty-six feet is a suggested distance between them when used in a ring.
7. Obstacles, except within combination, should be located a minimum of 48 feet apart, size of arena permitting. When the distance between single fences is set up, the rule of thumb to use is thumb is to use a distance divided by increments of 12 (36, 48, 60, etc.).
8. Optional Obstacles may include:
  - a) Post and rail (at least two rails)
  - b) Chicken coop
  - c) Stone wall
  - d) Triple bar
  - e) Brush jump

### **B. Class Procedures:**

1. Exhibitors should have the opportunity to walk the course without their horse to check striding, line of travel and rail height prior to commencement of the class. A warm-up of two or more fences must be available.
2. Each exhibitor will be worked from the gate individually and must follow the posted pattern. Course patterns shall be posted at least one hour before the class is called.
3. Hunter Hack horses are first required to follow a pattern that shall include two fences, 2 feet (60cm) to 3 feet (90cm) in height. All entries are then brought into the ring and shown at a flatfoot walk, fox trot and canter both ways of the ring.
4. The Hunter Over Fences course will consist of eight fences, of at least four different obstacles. An obstacle may be jumped more than once. Fence heights are to be a minimum of 18 inches and a maximum of three (3) feet. Work on the rail may be required at the discretion of the judge but shall not include work other than that mentioned for the Hunter Hack class.
5. If posted pattern permits, circling once upon entering the ring is allowed.
6. At the discretion of the judge, contestants may be asked to hand gallop, pull up or back and stand quietly following the last fence.
7. Horses shall not be requested to re-jump the course.
8. In cases of broken equipment, the rider may either continue without penalty or stop and correct the difficulty and be penalized the same as any loss of forward impulsion.
9. It is mandatory that a schooling area, with at least one practice jump or practice time in the arena, be provided.
10. Schooling over obstacles in the ring or over any part of an outside course is permitted only at the time designated by show management.

### **C. Judging Considerations:**

1. Horses being shown in the Hunter Hack and Hunter Over Fences classes will be judged on manners, way of going and style over fences. Horses shall be credited with maintaining an even

- hunting pace that covers the course with free-flowing strides. Hunter pace is defined as a longer flowing canter with enough speed and impulsion to meet and take each jump, giving the appearance of grace and ease. It should be maintained throughout the course.
2. The ideal hunter will meet each fence at the proper take off spot for a perfect arc over the obstacle. Its jump will be snappy and athletic with forearms held at or above parallel line to the ground. The joints of the front legs are tucked tightly in front of the chest and the neck and back arched over the fence.
  3. Preference will be given to the horse with correct jumping style that meets fence squarely, jumping at the center of the fence.
  4. Judges shall penalize unsafe jumping and bad form over fences, whether touched or untouched, including twisting.
  5. Incorrect leads around the ends of the course or cross-cantering shall be penalized, as well as excessive use of crop.
  6. Any error which endangers the horse and/or its rider, particularly refusals or knockdowns shall be heavily penalized.
  7. Manners shall be emphasized in youth and amateur classes.
  8. Placings for the class shall be determined by allowing a minimum of 70% for individual fence work and a maximum of 30% for work on the flat.

#### **D. Scoring**

1. Scoring shall be on a basis of 0 - 100, with an approximate breakdown as follows
  - a) 90 -100: and excellent performer and good mover that jumps with cadence, balance and style.
  - b) 80 - 89: a good performer that jumps all fences reasonably well; an excellent performer that jumps all fences reasonably well; an excellent performer that commits one or two minor faults.
  - c) 70 -79: the average, fair mover that makes no serious faults, but lacks the style, cadence and good balance of the top performing horses; a performer that makes a few minor faults.
  - d) 60 - 69: poor movers that make minor mistakes; fair or average movers that have poor fences, but no major faults or disobediences.
  - e) 50 - 59: a horse that commits one major fault, such as a hind knockdown, refusal, break of gait, cross-canter or drops a leg.
  - f) 30 - 49: a horse that commits two or more major faults, including front knockdowns and refusals, or jumps in a manner that otherwise endangers the horse and/or rider.

#### **E. Faults/Penalties:**

1. Faults in over fences portion will be scored as follows: Four (4) faults shall be assessed for knockdowns, disobedience or equipment failure. Horses eliminated in over fence portion of the class shall be disqualified.
2. Faults incurred during rail work (to be scored according to severity, but not necessarily cause for disqualification) include:
  - a) Being on the wrong lead.
  - b) Excessive speed (any gait)
  - c) Excessive slowness (any gait)
  - d) Breaking gait.
  - e) Failure to take gait when called.
  - f) Head carried too low or too high.
  - g) Nosing out or flexing behind the vertical.
  - h) Opening mouth excessively.
  - i) Stumbling.
3. **Faults which will be cause for Disqualification/Elimination:**
  - a) A total of three disobediences which can include any of the following: refusal, rearing, stopping, run-out or extra circle
  - b) Jumping an obstacle before it is reset.
  - c) Bolting from the arena.

- d) Off course.
- e) Fall of horse and/or rider.
- f) Deliberately addressing an obstacle with no follow through.
- g) Manual poling prohibited at any time.
- h) Use of whip over 30 inches or with weighted end, or carrying more than one whip, in the competition or practice arena.
- i) Rider competing with stirrups secured to girth and/or secured in any like manner.

**F. Equipment and attire:**

- 1. Hunter seat or forward seat saddle and equipment are required. Dressage saddles are prohibited in Hunter Hack and Hunter Over Fences.
- 2. See Section 5, Paragraphs A, D, and E.

**Section 16. Pleasure Driving**

**A. Class Description:** Horses are to be shown harnessed to either a two or four wheeled cart. Horses will be shown both ways of the arena at a flatfoot walk and a fox trot.

**B. Class Procedures:**

- 1. Judge or Tack Steward/Judge will inspect equipment and vehicle prior to entering the ring and must disqualify unsafe (broken or damaged) harness or vehicle.
- 2. Horses shall enter the ring to the right at a fox trot. After the class is called and the gate is closed, horses will be exhibited at the flat foot walk and fox trot both directions of the ring. At the direction of the ring steward, a change of direction may be accomplished by the horse crossing the show ring while walking or in a normal fox trot only.
- 3. Each horse shall also be required to demonstrate its ability to back readily and stand quietly.
- 4. The exhibitor shall be the only person permitted in the cart while the horse is being exhibited, and no pets shall be allowed in such cart during exhibition.
- 5. When entries warrant, i.e., when each class will count for points, class may be split into Formal Driving (four wheeled vehicles) and Pleasure Driving (two wheeled vehicles).
- 6. After all entries have finished their ring work and are lined up waiting to demonstrate the back-up, headers may quietly enter the arena and position themselves squarely two to three feet in front of the horse's head. Headers shall stand still with hands behind their back. Should it become necessary to restrain a horse prior to the completion of judging, the judge shall penalize that entry. Judges shall also penalize an entry whose header disturbs or distracts any horse. Headers shall be neatly dressed in Western or English attire.

**C. Judging Considerations:**

- 1. A pleasure driving horse should be well mannered and under control at all times. He should carry himself in a natural balanced position, with relaxed head and neck.
- 2. Maximum credit should be given to a horse that moves straight, with free movement and natural rhythm.

**D. Scoring:**

- 1. **Placing** for the class shall be determined by judging each horse on the following basis:
  - a) The horse carries his head behind the vertical.
  - b) The horse is excessively nosed out.
  - c) The poll is below the withers.
  - d) The horse exhibits extreme speed and/or animation.
  - e) It becomes necessary for header to restrain horse.
  - f) The header disturbs or distracts any horse.

**E. Equipment and Attire:** See Section 5, Paragraph H through I.

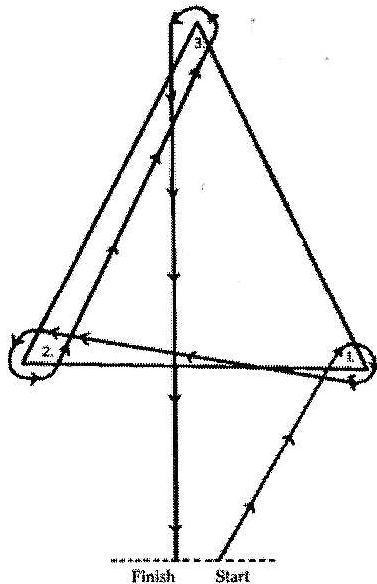


## Section 17. Barrel Racing

**Class Description:** Barrel Racing is a timed event. Exhibitors are to run a set pattern around the barrels.

**Arena Arrangements:** Bright colored 55 gallon steel drums with at least one end closed must be used. There shall be no rubber or plastic barrels or barrel pads used. The barrel course must be measured exactly according to the diagram and cannot exceed these dimensions. However, if the course is too large for the available space, the pattern should be reduced five yards at a time until the pattern fits the arena. Adequate space must remain between barrels and any obstacle. The distance from barrel number three to the finish line need not be reduced five yards at a time if there is sufficient room for the horse to stop. When measuring the area for the barrel course, allow ample room for horses to complete their turns and stop at the finish. It is recommended there be at least 45 feet from the starting line to the front fence of the arena, at least 18 feet from barrel #1 and #2 to their respective side fence and 36 feet from barrel #3 to the back fence of the arena.

### Barrel Racing Pattern



#### Dimensions of Standard Barrel Pattern:

45 feet from end of arena to start/finish line

20 yards from start/finish line to line between barrels #1 & #2.

At least 18 feet from barrels #1 & #2 to the fence on the relevant side.

30 yards between barrels #1 & #2

35 yards between barrels #1 & #2 and barrel #3

36 feet from Barrel #3 to end of the arena.

#### B. Class Procedures:

1. Starting line markers or electric timer, when possible, shall be placed against the arena fence. An electric timer, or at least two watches, shall be used, with the time indicated by the electric timer or average time of the watches used by official timers to be the official time.
2. Timing shall begin as soon as the horse's nose reaches the starting line and will be stopped when the horse's nose passes over the finish line.
3. The contestant is allowed a running start. At a signal from the starter, the contestant will:
  - a) Run to barrel #1, pass to the left of it and complete an approximately 360 degree right turn around it.
  - b) Proceed to barrel #2, pass to the right of it and complete a slightly more than 360 degree left turn around it.
  - c) Then go to barrel #3, pass to the right of it and do another approximately degree left turn around it.
  - d) Then sprint to the finish line, passing between barrels #1 and #2.
  - e) This barrel course may also be run to the left. For example, the contestant will run to barrel #2, turning around it to the left, then to barrel #1, turning around it to the right, then to barrel #3 turning around it to the right, followed by the final sprint to the finish line between barrels #1 and #2.
  - f) A contestant may touch the barrel with his/her hand.

- g) In the event of a tie, the horse to be declared the winner in a run-off must re-run the pattern within 2 seconds of its original time or the run-off must be held again. Penalty time will not apply to the 2-second rule but will apply to final run-of time.

**C. Judging Considerations:**

Barrel Racing is a timed event; the judge will make determinations based only on the criteria listed below.

**D. Scoring:** Scoring is based on run time, adding any time faults incurred to total time.

**E. Faults/Penalties:**

1. The following will result in a **5 second** time penalty:
  - a) Knocking over a barrel (Contestant may touch the barrel with his/her hand).
  - b) If the hat or helmet is not on the exhibitor's person for the entire time the exhibitor is in the arena.
2. **Faults which will be cause for disqualification**
  - a) Failure to follow the set course.
  - b) At the discretion of the judge, an exhibitor may be disqualified for excessive use of a bat, crop, whip or rope in front of the cinch.

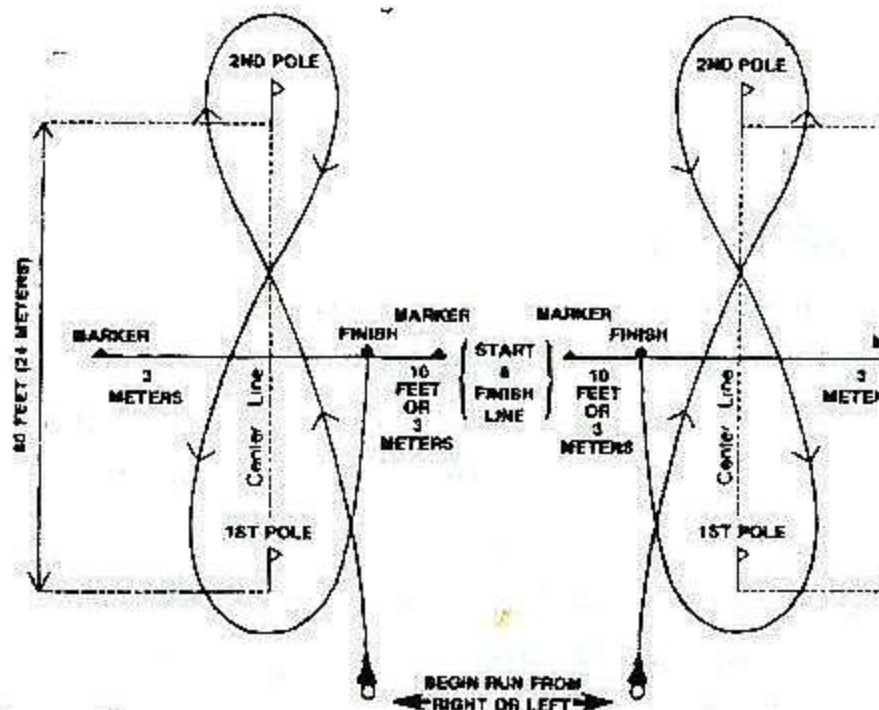
**G. Equipment and Attire:** See Section 5, Paragraphs A through C.

**Section 18. Stake Race**

**Class Description:** The Stake Race is a timed event. Exhibitors are to run a set pattern around the stakes.

**A. Arena Arrangements:**

The start and finish line is 20 feet (6 meters) wide and marked by two upright markers 10 feet (3 meters) on each side of the centerline and short enough so as to not interfere with the timer if one is used. Only short pylons or cones are recommended. The first and second poles marking the centerline are each 40 feet (12 meters) from the start and finish line, making them a total of 80 feet (24 meters) apart.



Stake Race Pattern

**B. Class Procedures**

1. Timing shall begin as soon as the horse's nose reaches the starting line and will be stopped when the horse's nose passes over the finish line.
2. A clearly visible starting line must be provided. An electric timer or at least two watches shall be used, with the time indicated by the electric timer or the average time of the watches used by official timers to be the official time.
3. The contestant is allowed a running start and may begin his run from either the left or right side of the first pole. He must start by crossing the center line between the upright markers, turn around the second pole, cross over the center line again between the markers, then round the first pole and run back across the finish line.

**C. Judging Considerations:**

The Stake Race is a timed event; the judge will make determinations based only on the criteria listed below.

**D. Scoring:** Scoring is based on run time, adding any time faults incurred to total time.

**E. Faults/Penalties:**

1. The following will result in a **five second** time penalty.
  - a) If the hat or helmet is not on the exhibitor's person for the entire time the exhibitor is in the arena.
2. **Faults which will be cause for disqualification**
  - a) Failure of a contestant to cross the start and finish line between the marker
  - b) Failure of a contestant to cross over the center line between the markers before turning the second pole and cross back over the center line after turning the second pole.
  - c) If an upright marker or pole is knocked down.
  - d) At the discretion of the judge, an exhibitor may be disqualified for excessive use of a bat, crop, whip or rope in front of the cinch.

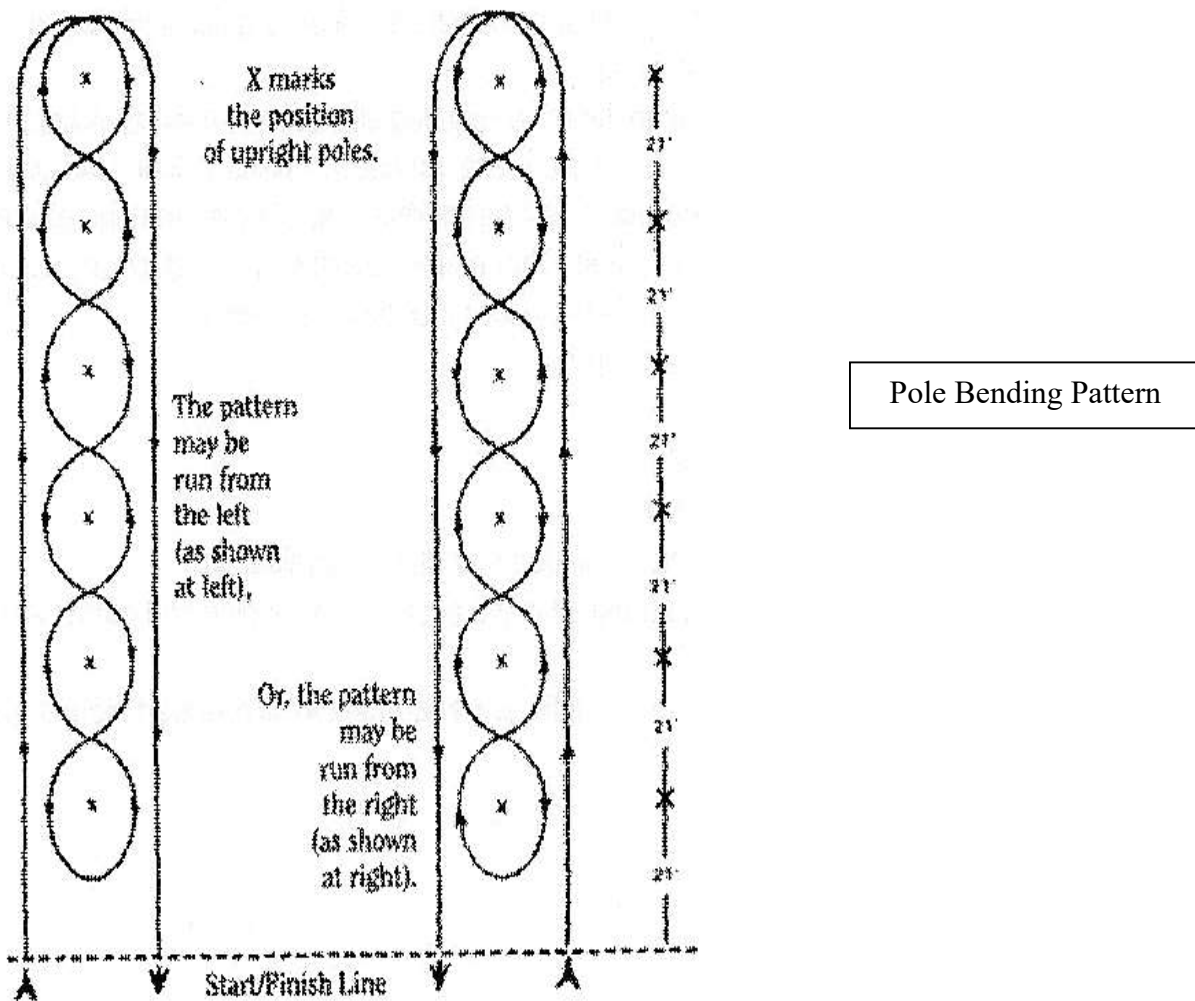
**F. Equipment and Attire:** See Section 5, Paragraphs A through C

## Section 19. Pole Bending

**Class Description:** Pole Bending is a timed event. Exhibitors are to run a set pattern around the poles.

### A. Arena Arrangements:

The pole bending pattern is to be run around six poles. Each pole is to be 21 feet apart, and the first pole is to be 21 feet from the starting line. Poles shall be set on top of the ground, six feet in height, with base more than 14 inches in diameter.



### B. Class Procedures:

1. Each contestant will begin from a running start, and time shall begin and end as the horse's nose crosses the start/finish line.
2. A clearly visible starting line must be provided. An electric timer or at least two watches shall be used, with the time indicated by the electric timer or the average time of the watches used by official timers to be the official time.
3. A horse may start either to the right or to the left of the first pole and then run the remainder of the pattern accordingly.
4. In the event of a tie, the horse to be declared the winner in the run-off must re-run the pattern within two seconds of its original time or the run-off must be held again. Penalty time will not apply to the 2-second rule but will apply to the final run-off time.

**C. Judging Considerations:**

Pole Bending is a timed event; the judge will make determinations based only on the criteria listed below.

**D. Scoring:** Scoring is based on run time, adding any time faults incurred to total time.

**E. Faults/Penalties:**

1. The following will result in a **five second** time penalty
  - a) Knocking over a pole - (Contestant may touch a pole with his/her hand)
  - b) If the hat or helmet is not on the exhibitor's person for the entire time the exhibitor is in the arena.
2. **Faults which will be cause for disqualification**
  - a) Failure to follow the set course.
  - b) At the discretion of the judge, an exhibitor may be disqualified for excessive use of bat, crop, whip or rope in front of the cinch.

**F. Equipment and Attire:** See Section 5, Paragraphs A through C.

## **RANCH HORSE COMPETITION**

### **Section 1. Ranch Horse Show Policies & Procedures:**

#### **A. This competition includes six classes: Ranch Horse Conformation, Ranch Pleasure, Ranch Versatility, Working Cow Horse, Ranch Roping and Ranch Cutting.**

- 1) Horses are not required to compete in all events; however, if a horse is seeking to be recognized as Ranch Horse Champion, it must compete in at least four events, one of which must be a cattle event.
  - 2) Placing in each class determines the number of total points earned upon completion of all classes selected by the exhibitor.
  - 3) The entry with the highest point total for each show will be designated the Ranch Horse Champion by division, the second highest in points earned will be the Ranch Horse Reserve Champion and the next eight highest entries will be named the Ranch Horse Top Ten.
- B. The World Grand Champion Ranch Horse title will be awarded to the winner of each division (Open, Amateur and Youth) at the Annual Show and Celebration. A Reserve World Grand Champion Ranch Horse title may also be awarded in each division. To be eligible for the World Grand Champion title a horse must participate in four of the six classes in the Ranch Horse Competition.
- C. The mission of the Ranch Horse Competition is to promote the working cow horse or ranch horse, provide events to exhibit the ranch horse's abilities and to recognize individual ranch horses.
- D. At Show Management's discretion, this competition may be conducted as a Youth, Amateur and/or Open Competition. This competition may be conducted as one go-round or a go-round followed by a finals in which the highest scores (top 5 Youth, top 5 Amateur and top 5 Open if divided) compete again in all events with no scores or placing carried over, except for the conformation class, which is not re-judged, but where points are carried over. In multiple go-rounds there is no competition between divisions.
- E. In all Divisions (Open, Amateur and Youth) the same exhibitor must show the same horse throughout the Ranch Horse competition. A horse may not be shown more than once in a particular class. Exhibitors may show up to three horses in individual performance classes.
- F. **Eligibility:**
- 1) Horses must be registered Missouri Fox Trotting Horses. Registration papers are to be presented upon entering for all horses to verify ownership and age of horse and we suggest a copy be placed on file with the show secretary.
  - 2) Stallions shall not be shown in the Youth Division.
  - 3) Horses must be serviceably sound and in good condition as determined by the judge.
  - 4) Any horse five (5) years of age and under will show as a junior horse. The letter "J" indicating junior horse must be on the entry number for all junior horses.
- G. **Instructions to riders:** Two hands may be used on the reins. If one hand is used, hands must not be changed except to negotiate an obstacle in the Ranch Versatility class. Hand to be around reins. When the ends of split reins fall on the same side of the reining hand, one finger between the reins is permitted. When using romal, or when ends of split reins are held in the hand not used for reining, no finger between reins is allowed. Rider may hold romal or end of split reins to keep them from wringing and to adjust the position of the reins, provided it is held at least 16" from the reining hand. Riders will not be penalized for using the saddle horn in the Ranch Cutting and Working Cow Horse classes. Failure to stay mounted in performance classes will result in disqualification.
- H. Classes which have an individual performance shall have a draw performed by the competition management to determine the horses' order to perform. A systematic rotation of the starting list must be employed so that a complete cycle is made during the competition. The draw will be announced prior to the class. Horses shall enter the ring one at a time, rather than work out of a line-up in the arena. The draw must be adhered to except in the following cases:
- 1) No horse shall perform as the first horse in more than one class per competition unless there are more classes than horses.
  - 2) An accident.

3) Disqualification.

- I. The pattern for classes with individual performances will be announced prior to the class. The posted pattern is to be followed unless change becomes necessary due to safety considerations. In that case, the judge will meet with all exhibitors and explain the change. If a pattern or course is posted and publicly announced, the announcement shall be for the benefit of the audience.
- J. Unless otherwise directed by the judge, all riders must remain mounted until leaving the arena. All horses must leave the ring in a forward motion; no backing out of the arena.
- K. The judge has the discretion to check any bit he chooses during any class of the competition.
- L. **Entry Fee Payback:** Any jackpot money will be paid back with the following schedule:

1) One half of the jackpot money will be paid back in the classes, and one half will be paid back in the all-around placing.

|            | # of<br>Entries                                                                                                                                                                                                       | Placings<br>% of Payback |
|------------|-----------------------------------------------------------------------------------------------------------------------------------------------------------------------------------------------------------------------|--------------------------|
| 1          | 100%                                                                                                                                                                                                                  |                          |
| 2          | 1 <sup>st</sup> -60%, 2 <sup>nd</sup> -40%                                                                                                                                                                            |                          |
| 3          | 1 <sup>st</sup> -40%, 2 <sup>nd</sup> -33%, 3 <sup>rd</sup> -27%                                                                                                                                                      |                          |
| 4          | 1 <sup>st</sup> -33%, 2 <sup>nd</sup> -27%, 3 <sup>rd</sup> -22%, 4 <sup>th</sup> -18%                                                                                                                                |                          |
| 5          | 1 <sup>st</sup> -29%, 2 <sup>nd</sup> -23%, 3 <sup>rd</sup> -19%, 4 <sup>th</sup> -16%, 5 <sup>th</sup> -13%                                                                                                          |                          |
| 6          | 1 <sup>st</sup> -27%, 2 <sup>nd</sup> -21%, 3 <sup>rd</sup> -18%, 4 <sup>th</sup> -13%, 5 <sup>th</sup> -11%, 6 <sup>th</sup> -10%                                                                                    |                          |
| 7          | 1 <sup>st</sup> -26%, 2 <sup>nd</sup> -20%, 3 <sup>rd</sup> -17%, 4 <sup>th</sup> -12%, 5 <sup>th</sup> -10%, 6 <sup>th</sup> -9%, 7 <sup>th</sup> -6%                                                                |                          |
| 8          | 1 <sup>st</sup> -26%, 2 <sup>nd</sup> -19%, 3 <sup>rd</sup> -16%, 4 <sup>th</sup> -11%, 5 <sup>th</sup> -9%, 6 <sup>th</sup> -8%, 7 <sup>th</sup> -6%, 8 <sup>th</sup> -5%                                            |                          |
| 9          | 1 <sup>st</sup> -25%, 2 <sup>nd</sup> -18%, 3 <sup>rd</sup> -15%, 4 <sup>th</sup> -10%, 5 <sup>th</sup> -9%, 6 <sup>th</sup> -8%, 7 <sup>th</sup> -6%, 8 <sup>th</sup> -5%, 9 <sup>th</sup> -4%                       |                          |
| 10 or More | 1 <sup>st</sup> -25%, 2 <sup>nd</sup> -18%, 3 <sup>rd</sup> -15%, 4 <sup>th</sup> -10%, 5 <sup>th</sup> -9%, 6 <sup>th</sup> -8%, 7 <sup>th</sup> -5%, 8 <sup>th</sup> -4%, 9 <sup>th</sup> -3%, 10 <sup>th</sup> -3% |                          |

## Section 2. Judging Considerations

### A. Gaits:

1. **Flat Foot Walk:** Unless otherwise specified, any time a walk is called for it is to be a flat foot walk (FFW). The flat foot walk shall be a flat, four beat ground covering gait, performed in a square rhythmic free-flowing manner. When correctly performing the flat foot walk, you will hear a steady, equal four beat cadence produced by the hooves, the head shake will be more animated than in the fox trot, and the rider will be getting a smooth ride.
2. **Trail Walk:** A slow relaxed careful walk on a loose rein with the horse's head lowered. The trail walk would be appropriate when maneuvering in classes where there are short distances between obstacles (20 feet or less), when approaching obstacles (within 10 feet or less) or when working an obstacle (stepping over poles, walking into back-thru, walking over bridge, etc.). The Trail Walk is required in the Ranch Horse Pleasure class.
3. **Fox Trot:** The fox trot of a Ranch Horse should be of a proper footfall pattern (cadence) as described in 100 - Standards of the Fox Trotting Horse, Section 2. The fox trot gait should be smooth and pleasurable to ride. The stride should be of reasonable length in keeping with the conformation of the horse. Animation and/or head shake shall not receive extra consideration above correct rhythm and natural gait, nor shall these actions be penalized as they are natural characteristics of the Fox Trotting Horse.
4. **Lope:** The lope for the Ranch Horse should be a rhythmic, slightly rolling, and three beat gait of moderate speed, suitable for the pleasure or working horse. Unless otherwise specified, horses moving to the left should lope on the left lead and horses moving to the right should lope on the right lead. The Ranch Horse should maintain a consistent moderate speed with light contact on the reins. Horses traveling at a four-beat gait are not considered to be performing the lope properly and shall be penalized. Excessive speed, excessive animation, or pumping of the reins will be severely penalized.

5. **Hand Gallop:** The hand gallop should be a definite lengthening of the lope stride with a noticeable difference in speed. This is not a race, the horse should be under control at all times and be able to halt in a smooth, balanced manner.

**B. General:**

- 1) Failure of an exhibitor to complete a required maneuver in any class does not necessarily cause that exhibitor to be disqualified. Such an exhibitor should continue to be judged and placed accordingly. Although this exhibitor is not DQ (disqualified), he/she cannot place over an exhibitor that does complete all the required maneuvers. All judges must be fully knowledgeable of each specific item of disqualification for each class and apply appropriate penalties.
- 2) Specific judging considerations are listed under each individual class.

**Section 3. Scoring - Computing Points:**

- A. Separate class awards will be given for Youth, Amateur and Open competitor. In addition to class awards, entrants will receive credit based upon class placing that will recognize the entry with the highest accumulated point total as that division's Ranch Horse Champion. The second highest point total will determine the Ranch Horse Reserve Champion for the show and the next eight highest placing entries will be named Ranch Horse Top Ten.
- B. Points will be awarded according to the number of contestants in each class on the following basis:

| Number of Entries | Placing         |                 |                 |                 |                 |                 |                 |                 |                 |                  |
|-------------------|-----------------|-----------------|-----------------|-----------------|-----------------|-----------------|-----------------|-----------------|-----------------|------------------|
|                   | 1 <sup>st</sup> | 2 <sup>nd</sup> | 3 <sup>rd</sup> | 4 <sup>th</sup> | 5 <sup>th</sup> | 6 <sup>th</sup> | 7 <sup>th</sup> | 8 <sup>th</sup> | 9 <sup>th</sup> | 10 <sup>th</sup> |
| 1                 | 1               |                 |                 |                 |                 |                 |                 |                 |                 |                  |
| 2                 | 2               | 1               |                 |                 |                 |                 |                 |                 |                 |                  |
| 3                 | 3               | 2               | 1               |                 |                 |                 |                 |                 |                 |                  |
| 4                 | 4               | 3               | 2               | 1               |                 |                 |                 |                 |                 |                  |
| 5                 | 5               | 4               | 3               | 2               | 1               |                 |                 |                 |                 |                  |
| 6                 | 6               | 5               | 4               | 3               | 2               | 1               |                 |                 |                 |                  |
| 7                 | 7               | 6               | 5               | 4               | 3               | 2               | 1               |                 |                 |                  |
| 8                 | 8               | 7               | 6               | 5               | 4               | 3               | 2               | 1               |                 |                  |
| 9                 | 9               | 8               | 7               | 6               | 5               | 4               | 3               | 2               | 1               |                  |
| 10 or more        | 10              | 9               | 8               | 7               | 6               | 5               | 4               | 3               | 2               | 1                |

- C. In the event of a division tie, the winner will be determined using the following criteria in the order listed until the tie is resolved:
  - 1) Earned the most points in Ranch Pleasure.
  - 2) Earned points in the greatest number of events.
  - 3) Earned the best score in Working Cow Horse and Ranch Roping classes.
  - 4) Earned the best score in Working Cow Horse. A tied entry not showing in Working Cow Horse will be scored zero for the tie breaking purposes.
- D. Faults which will be cause for disqualification.
  - 1) A competitor who continues to school excessively will be asked to leave the arena and will be disqualified or eliminated. Any delay or refusal will subject the exhibitor to further disciplinary action as determined by the show management or the Ranch Horse Committee.
  - 2) Abuse of an animal in the arena or on the show grounds and/or evidence that an act of abuse has occurred prior to or during the exhibition of an equine in competition shall result in dismissal from the show and show grounds.
  - 3) Fall of horse or rider (rider or shoulder and hip of horse contacts the ground)

**Section 4. Equipment and Attire:** See Versatility Competition - Section 5, Paragraph A through C.



## **Section 5. Ranch Horse Conformation**

- A. **Class Description:** The purpose of this class is to preserve the natural history of the fox trotter as a useful ranch animal and to demonstrate the positive combination of balance, structural correctness, and movement appropriate to the breed to allow them to soundly contribute to daily routines in ranch setting. The horses are to be saddled and ridden into the ring individually. They are to demonstrate a flat foot walk to the judge and fox trot away. Each entry will be lined up by the ringmaster along the rail, facing the center of the arena with ample space between.
- B. **Class Procedures:**
- 1) All entries ride into the ring individually. The entry is to demonstrate the flatfoot walk to the judge and fox trot away in a straight line. The class will be lined up by the ringmaster along the rail, facing the center of the arena with ample space between each entry. Each exhibitor will then dismount, proceed to ground-tie and unsaddle the horse, placing the tack alongside the horse on the left side. When unsaddled, the exhibitor may then take up the reins and stand the horse up for inspection by the judge. Bits will be checked by the judge during this class. Exhibitors showing the horse in a bosal will follow the same procedures, ground tying the horse with the lead portion of the mecate.
  - 2) The judge will proceed down the line, inspecting each horse on each side, front and rear. After all horses have been inspected by the judge, and the judge's card is ready to be marked, the exhibitors will be signaled to re-saddle their horses, and riders may remount for presentation of awards.
  - 3) Judges are encouraged to bring in the next conformation class when the previous class is saddling, placing them on the opposite side of the arena.
- C. **Judging Considerations**
- 1) In this class the horse is judged on conformation. Conformation is defined as the physical attributes necessary to perform under saddle. In general, the horse should possess eye appeal with an attractive head; refined throat latch; well-proportioned trim neck; long sloping shoulder; deep heart girth; short back; strong loin and coupling; long hip and croup. These characteristics should be coupled with straight and structurally correct legs and feet that allow the horse to travel in a free and natural manner. The horse should show balance and uniform muscling. Manners will also be considered as part of the judging.

## **Section 6. Ranch Pleasure:**

- A. **Class Description:** Ranch Pleasure is a rail class; horses will work both ways of the arena at the prescribed gaits. A good pleasure horse has a free-flowing stride of reasonable length in keeping with his conformation and covering a reasonable amount of ground with little effort. The motion should be balanced and flowing with the head carried in a natural position in keeping with the horse's conformation as dictated by breed standards.
- B. **Class Procedures:**
- 1) All entries will enter the arena on the rail to the right promptly, at a fox trot. Entries will be asked to work both ways of the arena at a trail walk, flat foot walk, fox trot, lope and hand gallop as instructed by the judge. Entries will also be asked to reverse at the fox trot and may be asked to reverse at the lope, at the judge's direction, turning away from the rail for any change of direction.
  - 2) Horses will be asked to halt on the rail and back five steps one way of the arena.
  - 3) The horse should be shown on a reasonably relaxed rein, but with light contact and control.
- C. **Judging Considerations:**
- 1) This class will be judged on the performance, manners and attitude of the horse.
  - 2) The flat foot walk and the fox trot should be free moving and void of peggy, short-strided motion. The lope should be a definite 3-beat gait of moderate speed, performed on the proper lead, and showing good use of the hindquarters.
  - 3) The horse's expression should be alert, mannerly, and without the appearance of dull, sullen, lethargic, drawn or overly tired attitude.

- 4) Maximum credit should be given to the flowing, balanced and willing horse that gives the appearance of being fit, alert and a pleasure to ride.

## **Section 7. Ranch Versatility**

### **A. Class Descriptions:**

- 1) This event is intended to display the working ability and willingness of a horse to complete work suitable for the type of activity one would expect on a normal day's work on the ranch.
- 2) Contestants will work from the gate individually. They will be required to perform one of the pre-approved Ranch Versatility Patterns, which will include reining maneuvers and trail obstacles.

### **B. Class Procedures:**

- 1) A working order will be announced, contestants will work from the gate individually. All horses will be judged immediately upon entering the arena and judging will cease after the last maneuver. Any fault incurred prior to the commencement of a pattern will be scored accordingly.
- 2) Contestants will be required to perform a pre-approved pattern consisting of 10 obstacles/maneuvers. The 10 obstacles/maneuvers will include the following: gate, logs, elevated ground pole/jump, circles, lead changes, right rollback, left rollback, stop, back and drag obstacles (Drag obstacle: 15 to 16-inch tire attached to 25' to 30' rope).
- 3) The three pre-approved Ranch Versatility Patterns are at the end of the Ranch Horse section.

### **C. Judging Considerations:**

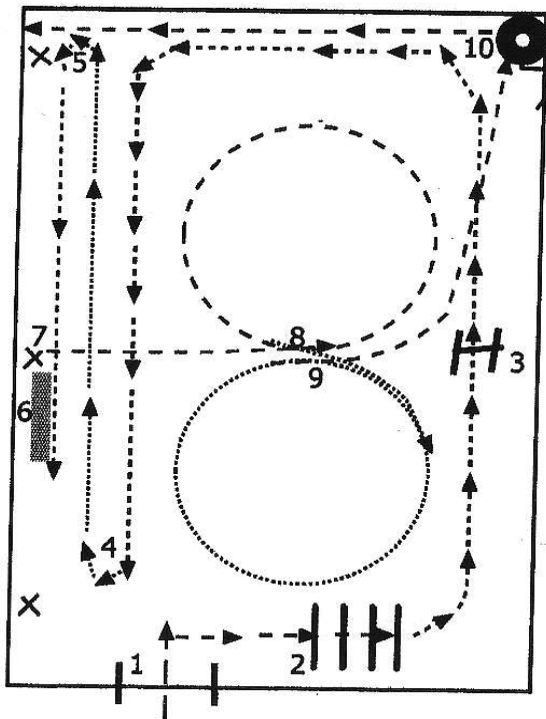
- 1) The best reined horse should be willfully guided with no apparent resistance. Any movement by the horse made on his own must be considered a lack of control.
- 2) Any deviation from the pattern must be considered a lack of control and therefore faulted accordingly.
- 3) Credit will be given for smoothness, finesse, attitude, quickness and authority in performing the various maneuvers while using controlled speed.
- 4) More credit will be given for flying lead changes, although simple lead changes are allowed. Sliding stops are expected to be those of a working ranch horse.

### **D. Scoring/Faults:**

- 1) Scoring will be on the basis of 0 to 100, with a maximum of 10 points per obstacle/maneuver.
- 2) **The following will result in no score:**
  - a) Use of illegal equipment, including wire on bits, bosals or curb chains.
  - b) Use of tack collars, tie downs or nose bands.
  - c) Use of whips or bats.
  - d) Use of any procedure which alters the movement or circulation of the tail.
  - e) Failure to provide horse and equipment to appropriate judge for inspection.
  - f) Disrespect or misconduct by the exhibitor.
  - g) Failure to complete the pattern or attempt obstacles as written.
  - h) Equipment failure that delays completion of the pattern.
  - i) Spurring in front of the cinch.
  - j) Use of free hand to instill fear.
  - k) Touching horse or saddle with free hand (exception: amateur and youth contestants may grab saddle horn during jump obstacle only).
- 3) **Faults against the horse will be scored accordingly:**
  - a) Opening mouth excessively when wearing a bit.
  - b) Excessive jawing, opening mouth or head rising on the stop.
  - c) Lack of smooth, straight stop on haunches and/or excessive sliding.
  - d) Failure to complete obstacles.
  - e) Refusing to change leads.
  - f) Anticipating signals.

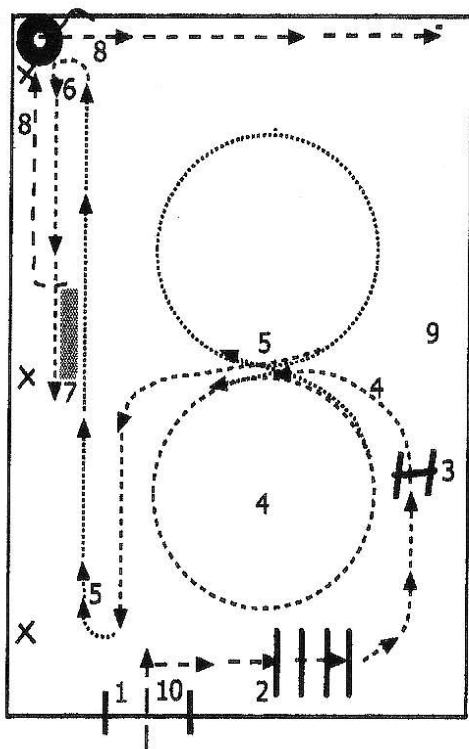
- g) Stumbling.
  - h) Backing sideways.
  - i) Knocking over markers.
  - j) Falling.
- 4) **Faults against the rider which will be scored accordingly:**
- a) Losing stirrup.
  - b) Any unnecessary aid given by the rider such as unnecessary talking, petting, spurring, quirting, jerking on reins, etc.
  - c) Failure to ride beyond the markers in the rollbacks.
  - d) Failure to remain a minimum of twenty (20) feet from the side or end fence when executing a rundown, rollback and/or stop.

### Ranch Versatility Pattern #1



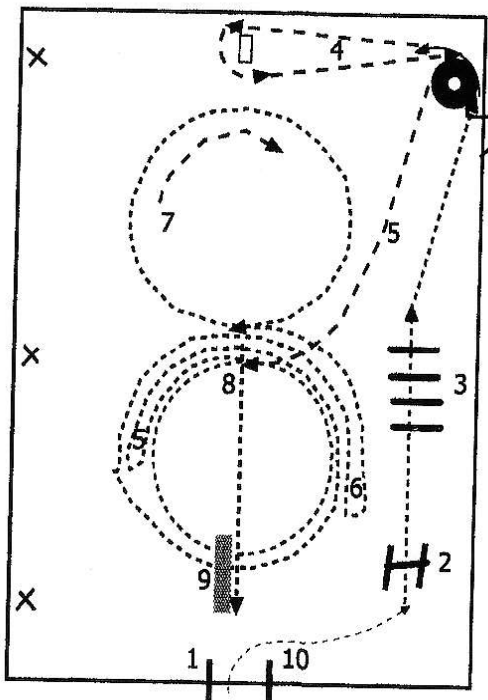
1. Work Gate (open, pass thru, close).
2. Trot over ground poles.
3. Left lead lope to and over jump or elevated ground pole, continue lope around end of arena down left side of arena, past last marker.
4. Stop. Rollback to the right, lope past end marker.
5. Stop. Rollback to the left, lope past center marker.
6. Stop. Back to center marker; hesitate.
7. 1/4 turn to the left. Beginning on left lead, lope to center of pen, circle to the left.
8. At the close of the circle change to right lead, lope a circle to the right.
9. At close of circle change to left lead, lope to end of arena.
10. Dally and drag tire across arena at a fox trot. Exhibitor must leave rope on fence for next exhibitor.
11. Fox trot to the judge for inspection.

## Ranch Versatility Pattern #2



1. Work gate (open, pass through, close)
2. Trot over ground poles
3. Left lead lope to and over jump or elevated ground pole.
4. Continue left lead lope and execute a figure eight, lengthwise of arena, changing leads at the center.
5. Close the eight and continue toward the in-gate end of arena going past marker. Stop and execute right rollback.
6. Ride to opposite end of arena, past marker; stop, execute left rollback.
7. Left lead lope to center marker, stop and back ten feet.
8. Fox trot to drag obstacle, proceed to dally and drag at a fox trot to designated point or vice versa. Exhibitor must leave rope on fence for next exhibitor.
9. Fox trot to judge for inspection

## Ranch Versatility Pattern #3

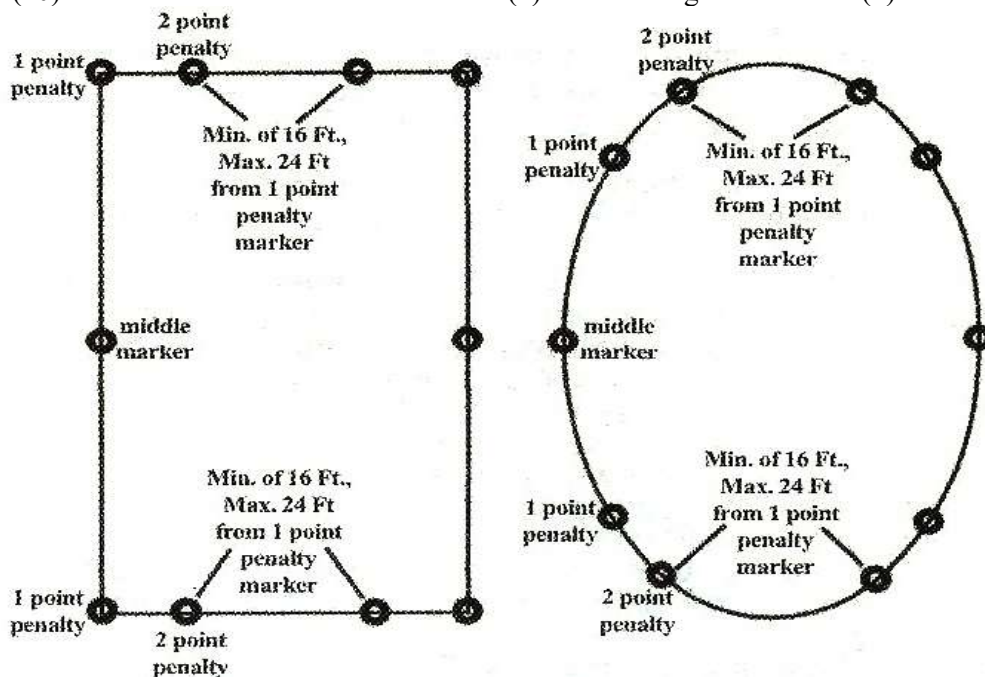


1. Work gate (open, pass thru, close).
2. Left lead lope to and over jump or elevated ground pole.
3. Break down to trot over ground poles.
4. Fox trot to drag obstacle; dally and drag at a fox trot around marker. Exhibitor must leave rope on fence for next exhibitor
5. Return to center of arena at a fox trot; lope 1 1/4 circle to the left. Rollback to right.
6. Lope 1 1/2 circle to the right then do a rollback to the left.
7. Lope to the center and lope a circle to the right.
8. Change to left lead, lope straight down center to end marker
9. Stop and back
10. Fox trot to judge for inspection.

## Section 8. Working Cow Horse

**Class description:** This event is limited to cow work only. Scoring emphasis will be based on the horse maintaining control of the cow at all times, exhibiting superior cow sense and natural cow working ability without excessive reining or spurring.

- A. **Arena Arrangements:** Cones or markers shall be set at the half point mark on the long side of the arena fence, and sixteen feet (16') from each corner on the short and long sides of the arena fence, for a total of ten (10) cones or markers. This results in two (2) on each long side and two (2) for each corner.



## B. Class Procedures:

- 1) **All cow work must be completed within a two (2) minute time period.** Each contestant's time begins upon receiving the cow in the arena, and the contestant shall not be past the halfway point of the arena.
- 2) **Boxing:** The exhibitor shall work the cow on the prescribed end of the arena for sufficient time to demonstrate the ability of the horse to hold the cow on that end. The horse should exhibit superior cow sense and natural cow working ability without excessive reining or spurring. In the head-to-head working position, the degree of difficulty shall be considered.
- 3) **Turning on the Fence:** After a reasonable amount of time, the contestant shall take the cow down the fence, making at least one turn each way on the fence. A good turn on the fence may be defined as when a cow, while being run down the fence on one side of the arena, is turned the other direction and held near the same fence while being run in a new direction. During the turn, the horse should use himself in a controlled, athletic manner, using his hocks to stop and drive out of the turn, while using his front end to balance and turn. To be considered a turn, the exhibitor must be close to the cow to be the cause of the turn. The turn must be tight enough so as not to be considered just circling the fence. More than two good turns in each direction should not result in extra credit but also should not be penalized unless the cow is thereby too exhausted to circle correctly. One turn each way may not necessarily result in extra credit if the horse and/or cow are out of control.
- 4) The contestant shall then take the cow to an open part of the arena and circle it at least once in each direction.

- 5) If time and the number of cattle permits, the judge may, at his discretion, award new cattle to the contestant due to any of the following: the cow won't or can't run, appears wild and beyond control, is blind, or leaves the arena.

**C. Judging Considerations:**

- 1) Entries are judged on run content: Boxing, position, circling, control, cow sense, degree of difficulty, and eye appeal.
- 2) Credits will be given for maintaining control of cow at all times and exhibiting superior cow sense and natural ability without excessive reining or spurring.
- 3) Contestants are allowed to grasp the saddle horn.
- 4) The contestant's horse will be penalized for general bad manners such as: Biting, striking, running over the cow, running excessively past the cow, hanging up on the fence, exhausting cow before circling, failure to hold cow at the end of the arena, and failure to show sufficient control of the cow while circling.
- 5) **The judge may blow his whistle at any time to terminate the work. A score of zero will be charged if the work is not completed.**

**D. Scoring/Penalties:**

- 1) Scoring will be on the basis of 0 to 100 with 70 denoting an average performance.
- 2) **Disqualification:**
  - a) Leaving the work area before the work is completed.
  - b) The horse being out of control while working a cow.
  - c) The horse running over the cow causing a fall of horse and rider (work terminated at that time).
  - d) Any unnecessary roughness to the cow.
- 3) **A Zero score** will be given for:
  - a) A horse turning its tail to the cow
  - b) Fall of rider not caused by falling motion of horse.
- 4) **5 point penalty for:**
  - a) Failing to get one turn or circle each way (5 points each way).
  - b) Intentionally crashing cow into the corners to exhaust or make cow easier to control.
  - c) Deliberate spurring or use of the romal forward of the cinch.
- 5) **3 point penalty for:**
  - a) Biting or striking the cow.
  - b) Hanging up on the fence (refusing to turn)
  - c) Exhausting or overworking cow before circling.
  - d) Knocking down the cow without having a working advantage.
  - e) Failure to hold cow on the end of the arena.
- 6) **2 point penalty for:**
  - a) Going past the corner of the arena before turning the cow when going down the fence.
  - b) Failure to show sufficient control of the cow while circling.
- 7) **1 point penalty for:**
  - a) Loss of working advantage.
  - b) Horses that run past the cow shall be penalized 1 point for every horse length past the cow (when the horse's buttocks pass the cow's head his is one length past).
  - c) Not allowing cow to pass the center marker before the first turn.
  - d) Using the corner or the end of the arena to turn the cow when going down the fence.
  - e) Turning the cow inside the corner marker (within sixteen feet [16'] either side of the corner).
  - f) Each time the arena is crossed to use the opposite fence to achieve a turn.
  - g) Slipping a rein.

## Section 9. Ranch Roping

**Class Description:** This is a judged event with a 2 minute time limit. The rope must be thrown and the contestant may throw only two loops. A second rope may be used, but total number of loops thrown may not exceed two.

### A. Class Procedures:

- 1) The honda of the rope used must be of a breakaway design.
- 2) Horse and rider must start from behind a starting line which will be located 1/3 of the arena in length away from where ten calves are held as a herd, with each bearing a number from 0 to 9.
- 3) A random draw will be used to select the calf to be roped, which will be announced to the contestant when the horse crosses the starting line.
- 4) Each contestant may have an optional herd holder. The herd holder may not cross the starting line before the contestant. The sole duty of the herd holder is to assist in holding the cattle at the working end of the arena. The helper cannot sort cattle and doing so will result in "no time" for the contestant.
- 5) The judge will serve as the flagger, and the judge shall be mounted. The contestant must catch the calf with a legal catch. A legal catch is defined as:
  - a) Slick horns catch, or the rope must be around both horns,
  - b) A 1/2 head catch, or the rope must be around 1 horn and go under the nose of the calf,
  - c) A neck catch, the rope is around the neck.
- 6) Youth exhibitors may have their rope tied on to the saddle horn instead of dallying, at their discretion.

**B. Judging Considerations:** The horse should be judged as in a ranch roping situation with emphasis on herd work, i.e. entering and keeping a quiet environment, isolating and roping the cow without running or disturbing the herd. Maneuvers to be scored are:

- 1) Herd work, to include natural cow sense; horse approaches interested and without hesitation; enters herd quietly; cutting the cow; and working advantage.
- 2) Rating and tracking the cow, to include: the horse being responsive and in control of the cow; and
- 3) Rope handling, to include: position of the horse; and securing any kind of catch.
- 4) Maximum credit should be given for rider ability to 'read' cattle and secure a legal catch.

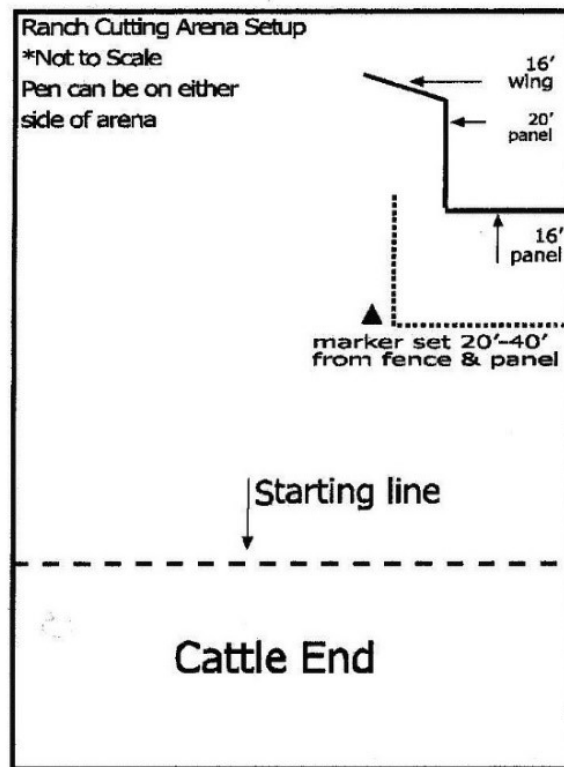
### C. Scoring/Penalties:

- 1) Scoring will be on the basis of 0 to 100, with 70 denoting an average performance.
- 2) **15 point penalty** will be given for failure to secure any kind of catch (an entry that does not secure a legal head catch shall not place above one who does).
- 3) **5 point penalty** will be given for:
  - a) Losing a cow.
  - b) Overworking the cow
  - c) Failure to separate the cow
  - d) Disturbing the herd.
  - e) Unnecessary roughness
  - f) Turning tail to the cow
- 4) **2 point penalty** will be given for:
  - a) Running past cow.
  - b) Coming in contact with cow

## Section 10. Ranch Cutting:

**Class description:** This class is judged on the ability of the horse to work a cow by separating it from the herd, driving it to the middle of the arena, holding it to demonstrate the horse's ability to work the cow and finally to pen the cow at the far end of the arena. A single numbered cow is cut from the herd and the horse must demonstrate its ability to work the cow. When satisfied that the horse has proven its cutting ability, the horse and rider must then pen the cow at the far end of the arena.

- A. **Arena Set up.** Cattle will be at one end of the arena and a pen with a wing that stretches to the inside of the arena will be placed on the side fence at the opposite end of the arena (see diagram). A marker will be placed in the arena a variable distance of 20 to 40 feet from the side of the arena and the corner of the pen.



### B. Class procedures:

- 1) The number of cattle in the herd will be ten, with cattle clearly marked with number 0 through 9.
- 2) Cattle will be at one end of the arena, and a pen with a wing that stretches to the inside of the arena will be placed on the side fence at the opposite end of the arena (see diagram).
- 3) **The time limit will be 2 minutes 30 seconds.** Contestant will be notified when 90 seconds has elapsed.
- 4) Time will begin when the contestant crosses the starting line and is given a cow number.
- 5) Contestant is allowed two herd holders and two turn back riders to assist contestant during the cutting portion of the class.



- 6) After the contestant has demonstrated horse's cutting ability, the contestant will direct the turn back riders to move out of the way to the side of the arena. Contestant then drives the designated cow between the marker and the corner of the pen and then on into the pen.
- 7) Contestants do not have to wait until 90 seconds has elapsed to pen the animal.
- 8) Contestants will be allowed to grasp the saddle horn.
- 9) The class is over when the animal is penned, or the 2 minutes 30 seconds time limit is up. Whistle will blow when the time is expired.
- 10) Contestants will be penalized if cow returns to the herd or if cow is not penned when time has expired. Penning more than the designated cow will result in points being deducted.
- 11) If time and number of cattle permits, the judge has discretion of giving a new cow to a contestant if: a cow won't or can't run; cow won't leave end of arena; cow is blind or won't yield to the horse; or cow leaves arena.

**C. Judging Considerations:**

Scoring will be 100% on horse's performance and ability. Consideration and credit will be given to those horses that demonstrate excellence in their herd work, setting up the cow to be cut and working in the center of the arena. Consideration and credit is also given for the degree of difficulty of the cow drawn and for the ability to drive and pen the cow within the time allotted. Contestants will not be penalized for reining the horse during the cutting portion, but horse should display natural cutting ability.

**D. Scoring/Penalties:**

- 1) Scoring will be on the basis of 0 to 100 with 70 denoting an average performance.
- 2) **Zero Score** will be given for:
  - a) Turning Tail to Cow
  - b) Illegal equipment.
  - c) Excessive disturbance of herd.
  - d) Two hands on reins except snaffle or bosal (Junior horse).
- 3) **5 Point Penalty** will be given for:
  - a) Quitting cow.
  - b) Losing cow.
  - c) Not penning cow before 2-1/2 minute time has expired.
  - d) Penning more than one cow.
  - e) Not driving cow between marker and corner of pen prior to penning.
- 4) **3 Point Penalty** will be given for:
  - a) Cattle picked up or scattered.
  - b) Spurring on the shoulder.
  - c) Pawing or biting cattle.
  - d) Cow reaches back fence (If cow is lost, only greater (5 point) penalty is charged)
- 5) **1 Point Penalty** will be given for:
  - a) Losing working advantage.
  - b) Toe, foot, or stirrup touching horse's shoulder.
  - c) Working out of position.